


HOMOLOGATION OF CHASSIS

Manufacturer	CRG
Make	CRG
Model	HERO
Category	Minikart / Bambini
Valid as from	01 January 2014
Valid until	31 December 2019
Number of pages	5

Any modification is forbidden, if it is not explicitly allowed by the Technical or Homologation Regulations and/or appended as an approved extension.

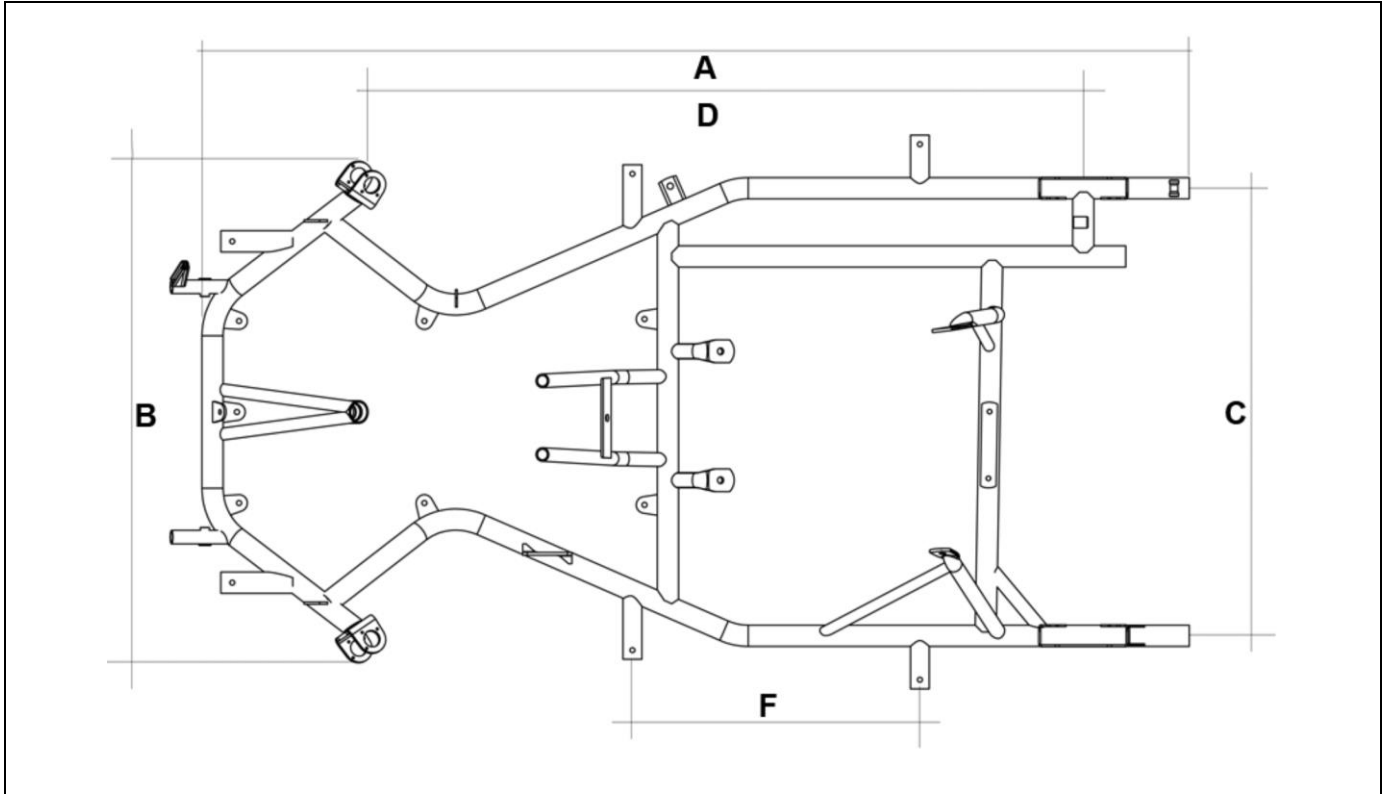


Photograph of the chassis less seat, brakes, tyres, bumpers and bodywork

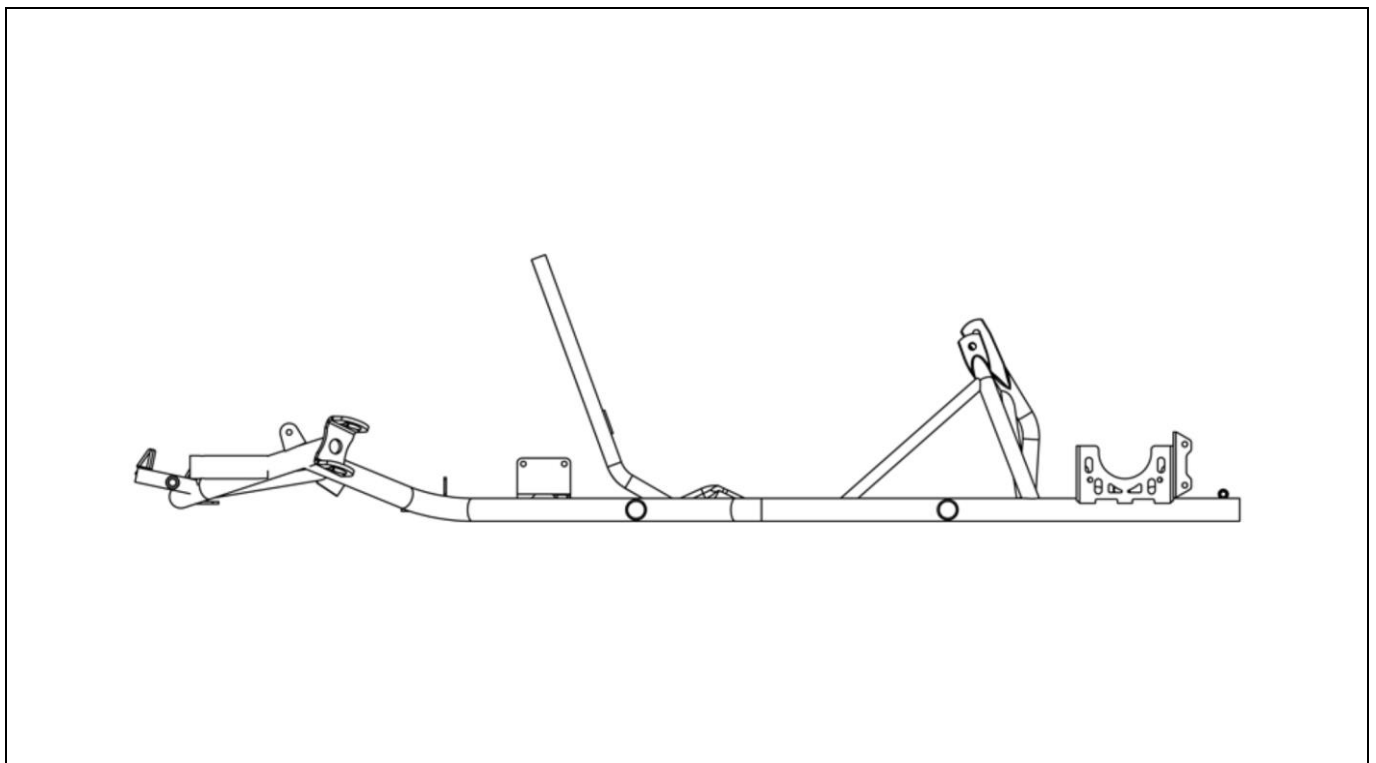
SIGNATURE AND STAMP OF THE DMSB/MSA

	<p>Date: 12 December 2013</p> <p>Signed by: Joe Hickerton & Christoph Ihm</p> <p>Position: DMSB/MSA Homologation Department</p>
--	--

TECHNICAL DRAWINGS OF FRAME WITH MAIN DIMENSIONS



Top view in scale 1:10 with labels of table 1 (frame with all brackets and supports)



Side view in scale 1:10 with labels of table 1 (frame with all brackets and supports)

TABLE 1: DIMENSIONS OF FRAME AND REAR AXLE

Label		Measurement	Tolerance/Remarks
A´	Total length (w/o. front bumper)	1305 mm	+/- 10 mm
B´	Width at front axle*	635 mm	+/- 5 mm
C´	Width at rear axle	585 mm	+/- 5 mm (centre to centre) mandatory: 600 +/- 25 mm acc. CIK-TR
D´	Wheelbase (mandatory)	950 mm	+/- 5 mm
E´	Distance of supports for side bodywork	380 mm	+/- 5 mm mandatory acc. drawing 18a of CIK-TR
<i>* measured from the outermost point of the front axle</i>			
Tube data			
	Number of bends	6	max. 8
	Number of tubes	6	Mandatory
	Diameter	28 mm	+/- 0.5 mm
	Wall thickness	2.0 mm	+/- 0.1 mm
	Material	Magnetic steel	Mandatory
	Number of bearings	2	Mandatory
Rear axle data			
	Material	Magnetic steel	Mandatory
	Diameter	max. 30 mm	Mandatory
	Wall thickness	min. 4.9 mm	Mandatory
	Length	960 mm	+/- 10 mm
	Weight	2,900 g	+/- 100 g

All pre-defined data including possible tolerances must be respected.

COMPLIMENTARY INFORMATION

--

STEERING COLUMN ADAPTION (mandatory)

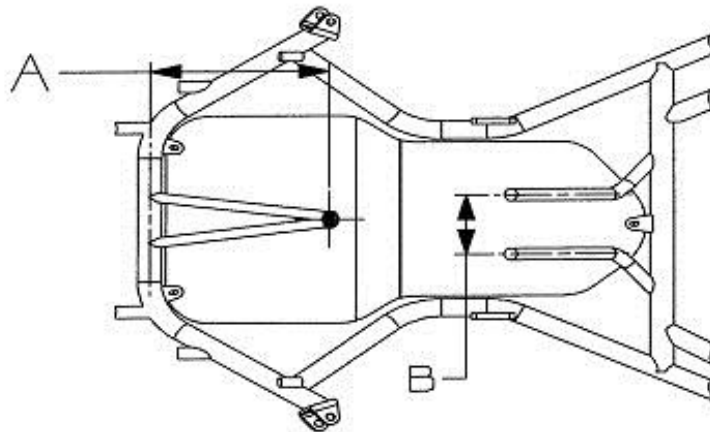
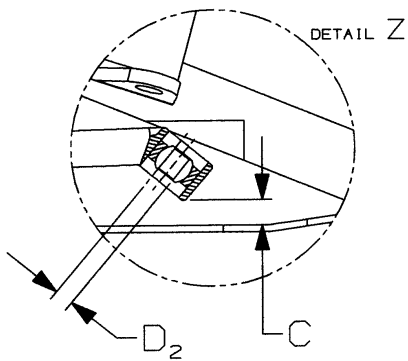
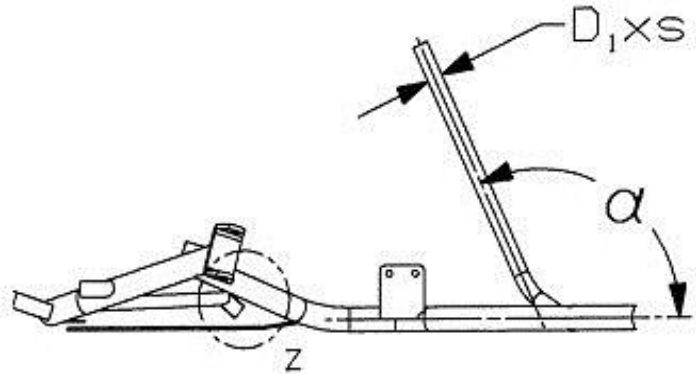


TABLE 2:

	Dimension (real)	Mandatory dimensions	Tolerances/remarks
α	116°	115°	$\pm 10^\circ$
A	190 mm	180 – 240 mm	Design optional
B	100 mm	100 mm	± 2 mm Distance of tank struts (parallel)
C	15 mm	15 mm	± 5 mm Distance to the upper edge of the floor
$D_1 \times s$	20x2 mm	0 x 2 mm	± 0.5 mm Diameter and thickness of tank struts
D_2	8 mm	8 or 10 mm	± 0.1 mm Diameter of column bearing pin (Uniball)

HOMOLOGATION NUMBER MARKING



Photograph of Homologation Number marking



Photograph / drawing of position of Homologation Number marking