


## HOMOLOGATION OF CHASSIS


<i>Manufacturer</i>	BIREL
<i>Make</i>	RK-BIREL
<i>Model</i>	C28 UK
<i>Category</i>	Formula Cadet
<i>Valid from</i>	01 January 2014
<i>Valid until</i>	31 December 2022
<i>Number of pages</i>	4

*This Homologation Form reproduces descriptions, illustrations and dimensions of the chassis at the moment of the MSA homologation. The Manufacturer may modify them, but only within the limits set by the MSA regulations in force and with the written agreement of the MSA.*



*Photograph of complete chassis less seat and bumpers*

### SIGNATURE AND STAMP OF THE MSA

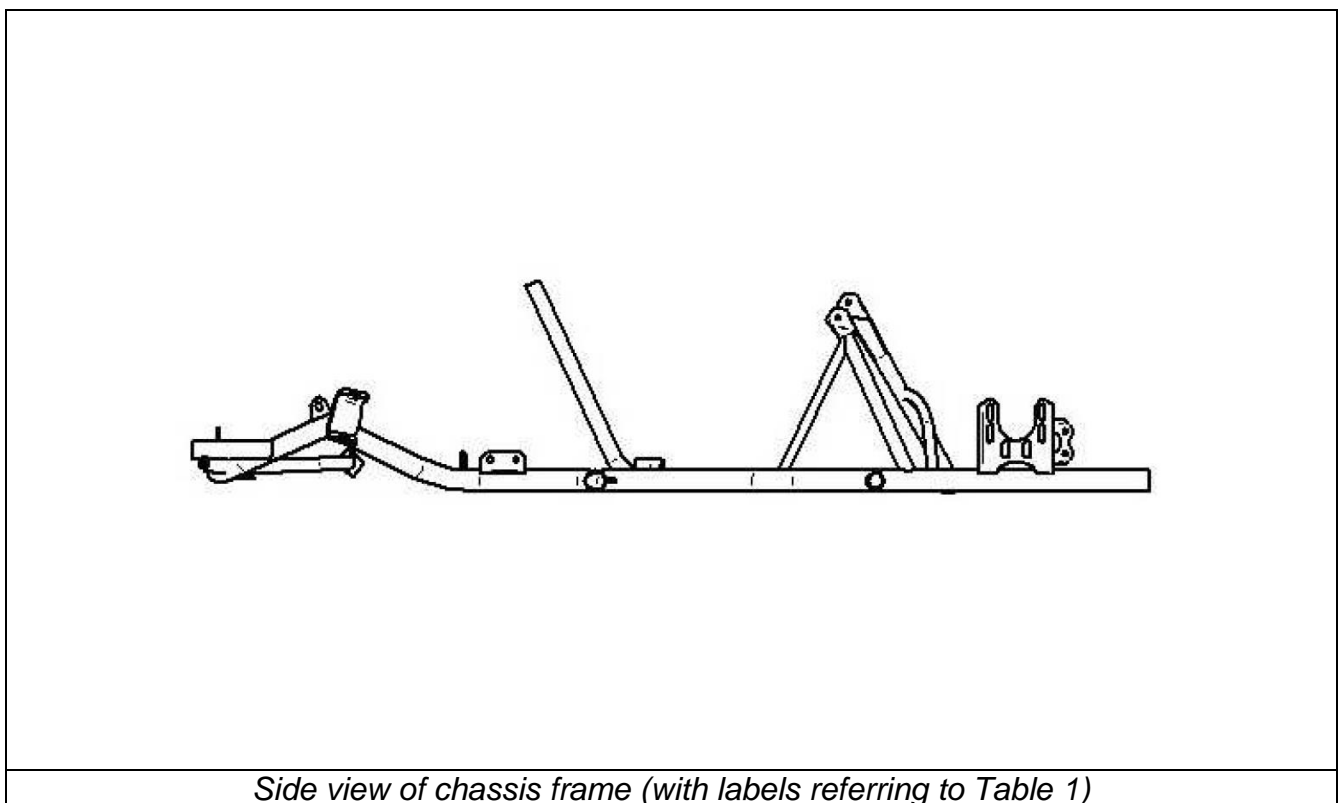
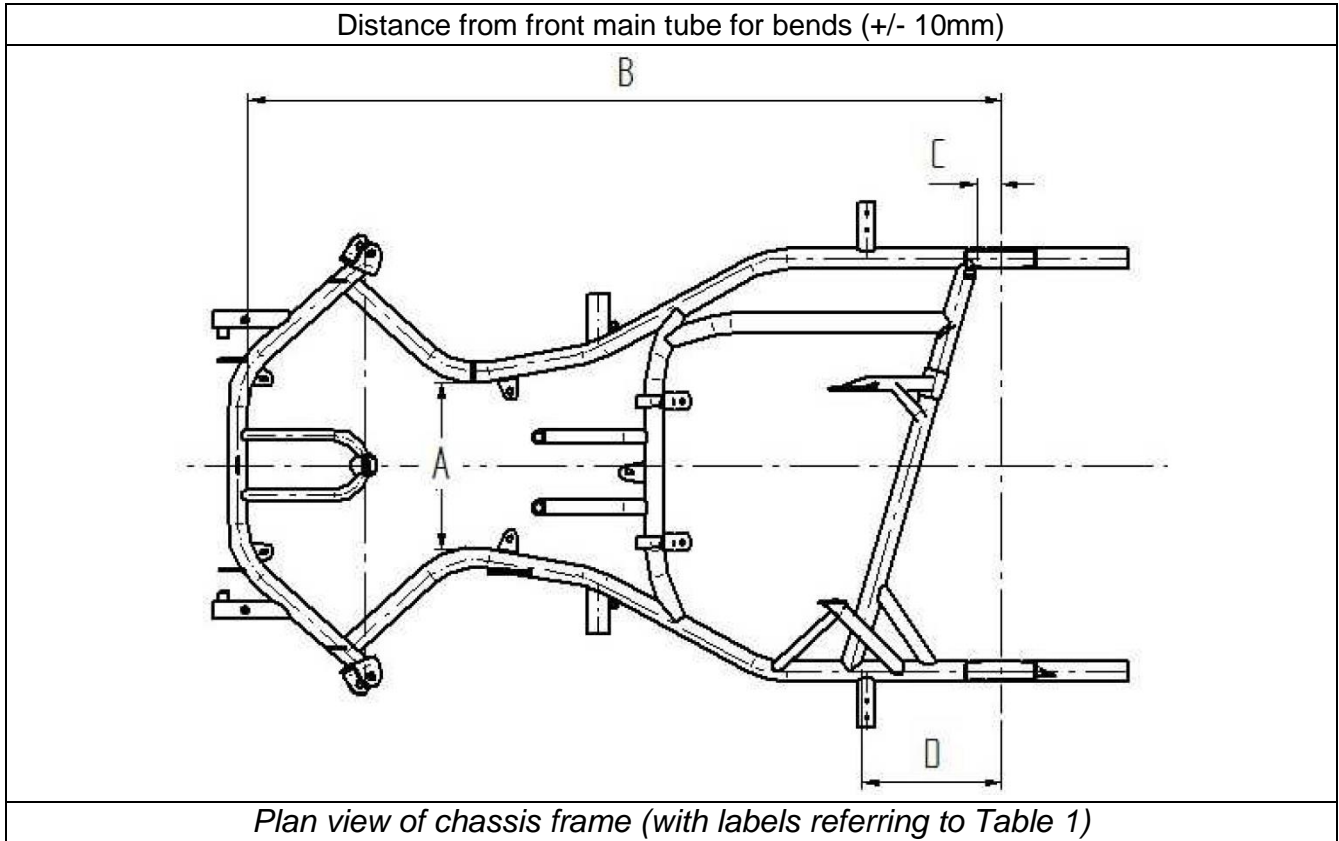
  
 MSA

Date: **17 December 2013**

Signed by: **Joe Hickerton**

Position: **Technical Administrator**

## TECHNICAL DRAWINGS OF FRAME WITH MAIN DIMENSIONS



**TABLE 1 – DIMENSIONS OF FRAME**

		<i>Measurement</i>	<i>Tolerance / Remark</i>
<b>A:</b>	Total length (w/out front bumper)	<b>1274 mm</b>	± 10 mm
<b>B:</b>	Outer front width	<b>650 mm</b>	± 10 mm
<b>C:</b>	Rear width *	<b>580 mm</b>	± 5 mm (within limits of 600 ± 25mm)
<b>D:</b>	Rear overhang	<b>180 mm</b>	± 15 mm
<b>E:</b>	Distance between side bumper mounting points *	<b>380 mm</b>	± 5 mm
<b>F:</b>	Distance between front bumper lower mountings *	<b>410 mm</b>	± 5 mm
<b>G:</b>	Distance between front bumper upper mountings	<b>526 mm</b>	± 5 mm (outer)
<b>H:</b>	Number of bends	<b>11</b>	in main tubes
<b>I:</b>	Wheelbase	<b>900 mm</b>	± 5 mm
<b>J:</b>	Number of main tubes	<b>6+1</b>	with $\varnothing > 21\text{mm}$ (not incl. bumper mountings and seat stays)
<b>K:</b>	Diameter	<b>28 mm</b>	± 0.7 mm
<b>L:</b>	Wall thickness	<b>2.0 mm</b>	± 0.1 mm
<b>M:</b>	Material	<b>Magnetic Steel</b>	mandatory
<b>N:</b>	Number of bearings	<b>2</b>	mandatory

\* Distance between centres of tubes

**TABLE 2 – ADDITIONAL INFORMATION**

		<i>Measurement</i>	<i>Tolerance</i>
<b>A:</b>	Inner waist width	<b>245 mm</b>	± 10 mm
<b>B:</b>	Inside edge of front tube to centreline of rear axle	<b>1066 mm</b>	± 10 mm
<b>C:</b>	Rear edge of rear cross rail mounting point to centreline of axle – engine side	<b>30 mm</b>	± 10 mm
<b>D:</b>	Rear edge of rear cross rail mounting point to centreline of axle – opposite side	<b>195 mm</b>	± 10 mm

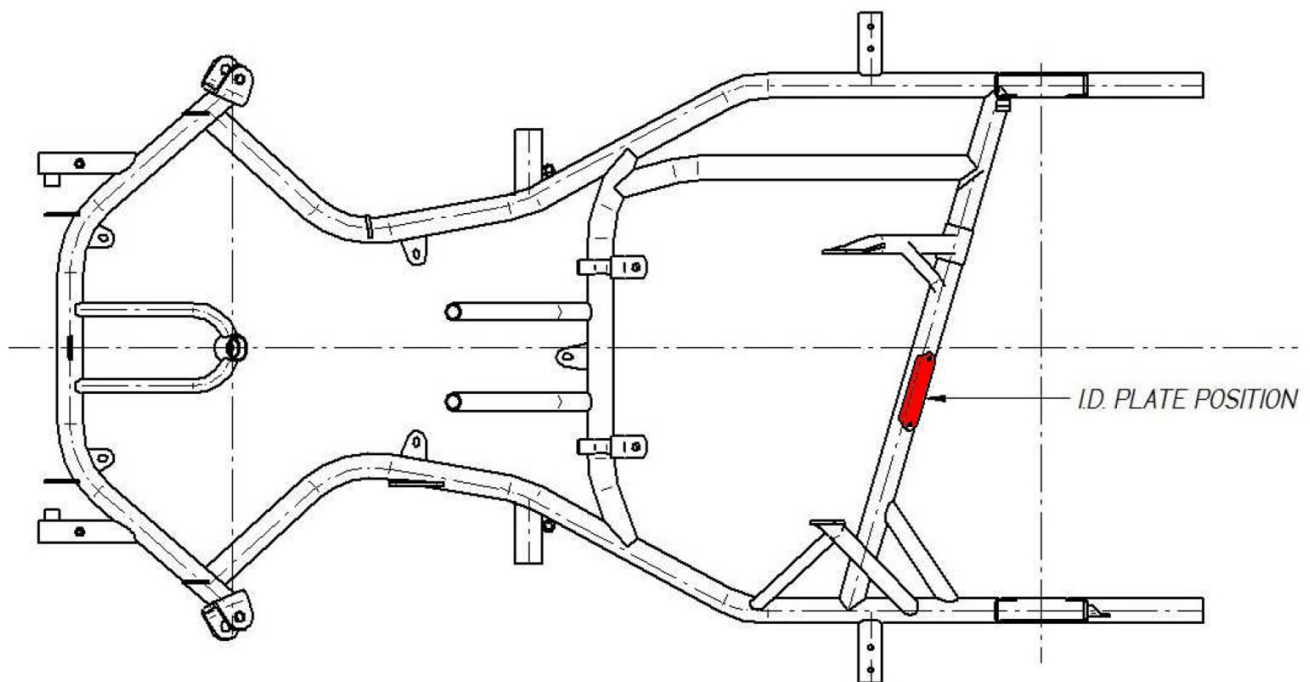
**COMPLIMENTARY INFORMATION**

Left-hand side engine rail exact 'mirror image' version of this chassis is also permitted for use in the Honda Cadet class.

## DETAILS OF IDENTITY PLATE



*Photograph of I.D. plate*



*Photograph / drawing of position of I.D. plate*