


HOMOLOGATION OF CHASSIS



<i>Manufacturer</i>	Benik Kart
<i>Make</i>	Benik
<i>Model</i>	Spitfire
<i>Category</i>	Formula Cadet
<i>Valid from</i>	01 January 2017
<i>Valid until</i>	31 December 2025
<i>Number of pages</i>	4

This Homologation Form reproduces descriptions, illustrations and dimensions of the chassis at the moment of the MSA homologation. The Manufacturer may modify them, but only within the limits set by the MSA regulations in force and with the written agreement of the MSA.



Photograph of complete chassis less seat and bumpers

SIGNATURE AND STAMP OF THE MSA

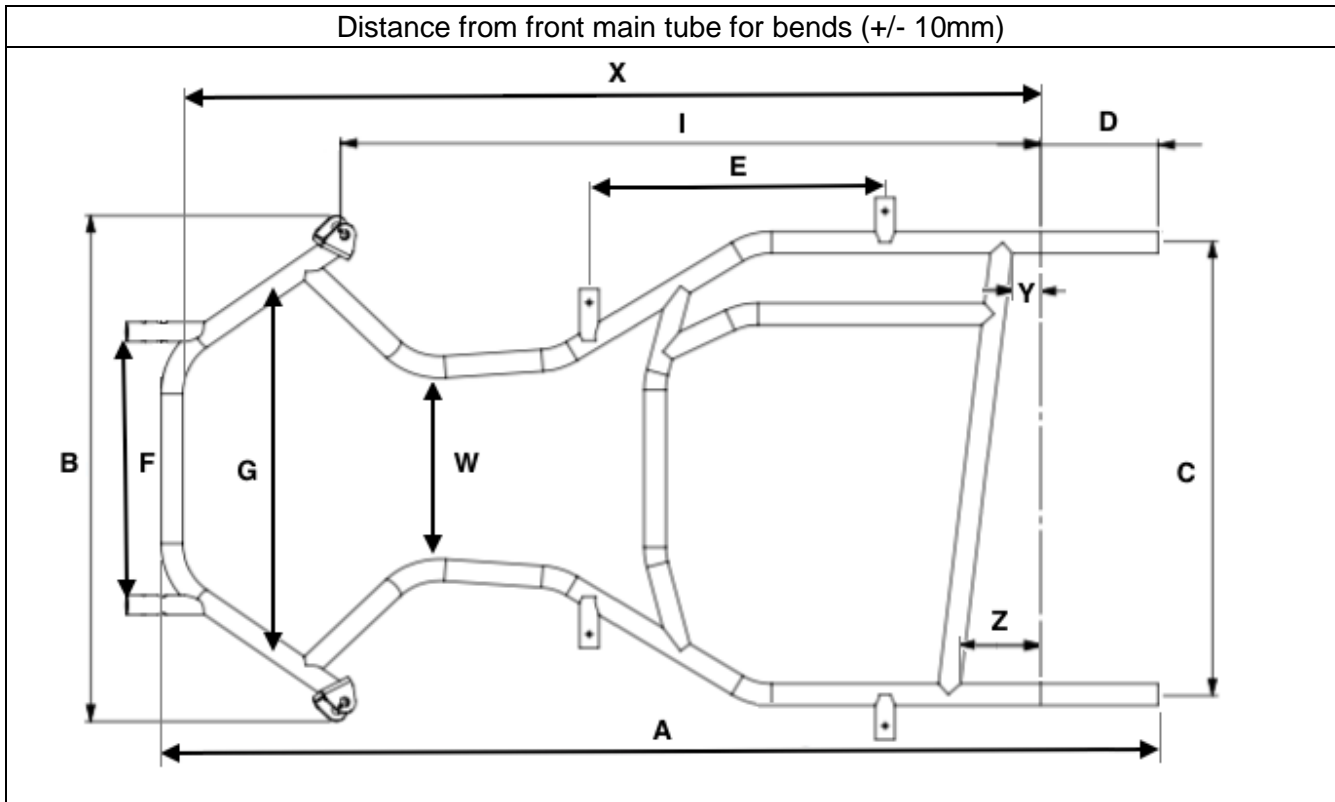



Date: **31 December 2016**

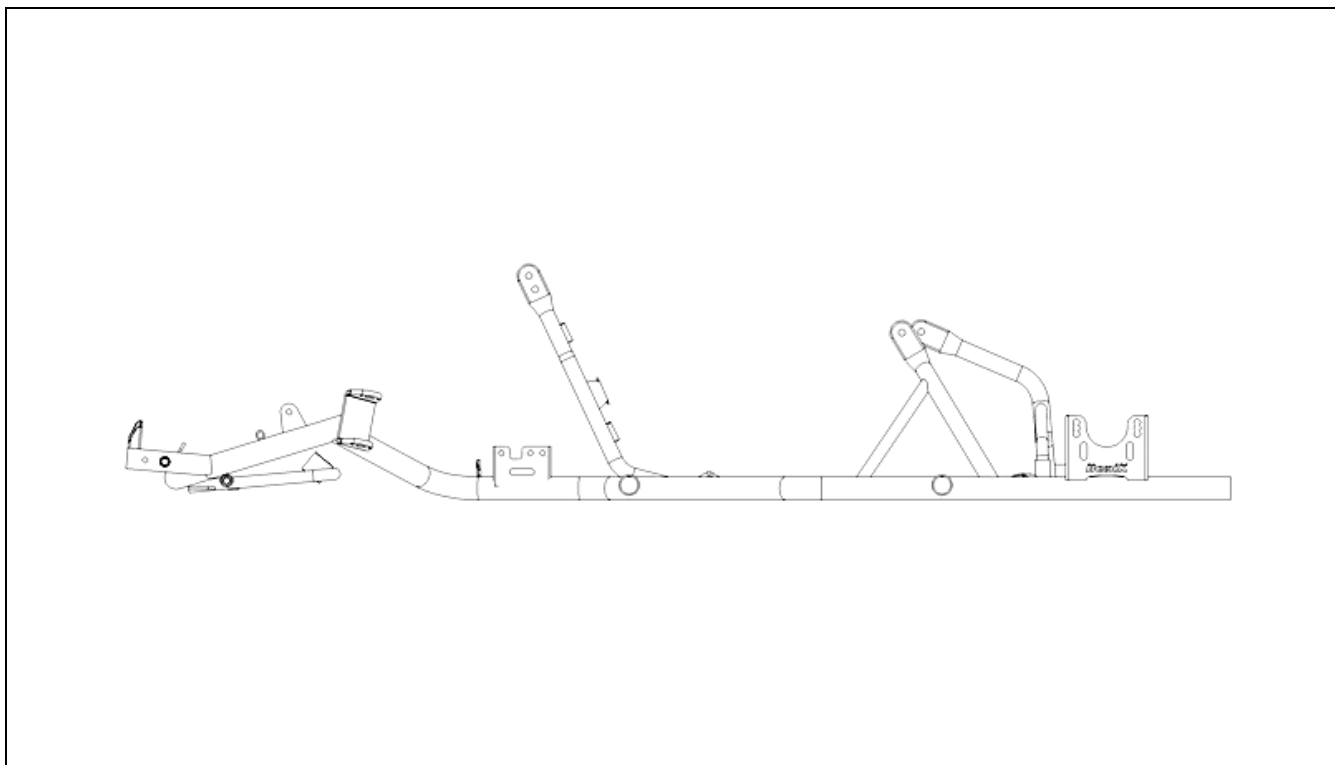
Signed by: **Joe Hickerton**

Position: **Technical Manager**

TECHNICAL DRAWINGS OF FRAME WITH MAIN DIMENSIONS



Plan view of chassis frame (with labels referring to Table 1 & Table 2)



Side view of chassis frame (with labels referring to Table 1)

TABLE 1 – DIMENSIONS OF FRAME

		<i>Measurement</i>	<i>Tolerance / Remark</i>
A:	Total length (w/out front bumper)	1284 mm	± 10 mm
B:	Outer front width	650 mm	± 10 mm
C:	Rear width *	577 mm	± 5 mm (within limits of 600 ± 25mm)
D:	Rear overhang	160 mm	± 15 mm
E:	Distance between side bumper mounting points *	380 mm	± 5 mm
F:	Distance between front bumper lower mountings *	350 mm	± 5 mm
G:	Distance between front bumper upper mountings	490 mm	± 5 mm (outer)
H:	Number of bends	11	in main tubes
I:	Wheelbase	900 mm	± 5 mm
J:	Number of main tubes	6	with $\varnothing > 21\text{mm}$ (not incl. bumper mountings and seat stays)
K:	Diameter	28 mm	± 0.7 mm
L:	Wall thickness	2.0 mm	± 0.2 mm
M:	Material	Magnetic Steel	mandatory
N:	Number of bearings	2	mandatory
O:	Seat Attachment	Welded	welded or removable?

* Distance between centres of tubes

TABLE 2 – ADDITIONAL INFORMATION

		<i>Measurement</i>	<i>Tolerance</i>
W:	Inner waist width	230 mm	± 10 mm
X:	Inside edge of front tube to centreline of rear axle	1095 mm	± 10 mm
Y:	Rear edge of rear cross rail mounting point to centreline of axle – engine side	38 mm	± 10 mm
Z:	Rear edge of rear cross rail mounting point to centreline of axle – opposite side	105 mm	± 10 mm


COMPLIMENTARY INFORMATION

Exact mirror image left hand engine variant permitted.

DETAILS OF IDENTITY PLATE



Photograph / drawing of I.D. plate



Photograph / drawing of position of I.D. plate