

HOMOLOGATION OF CHASSIS


<i>Manufacturer</i>	Shark Motorsport
<i>Make</i>	Shark
<i>Model</i>	Attack
<i>Category</i>	Formula Cadet
<i>Valid from</i>	1 st January 2011
<i>Valid until</i>	31 st December 2019
<i>Number of pages</i>	4

This Homologation Form reproduces descriptions, illustrations and dimensions of the chassis at the moment of the MSA homologation. The Manufacturer may modify them, but only within the limits set by the MSA regulations in force and with the written agreement of the MSA.



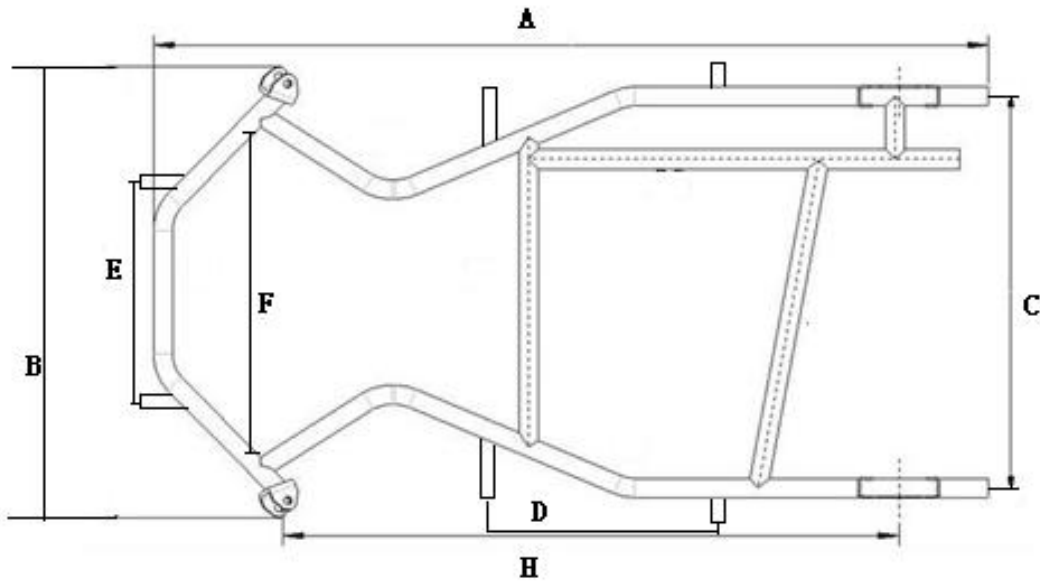
Photograph of complete chassis less seat and bumpers

SIGNATURE AND STAMP OF THE MSA

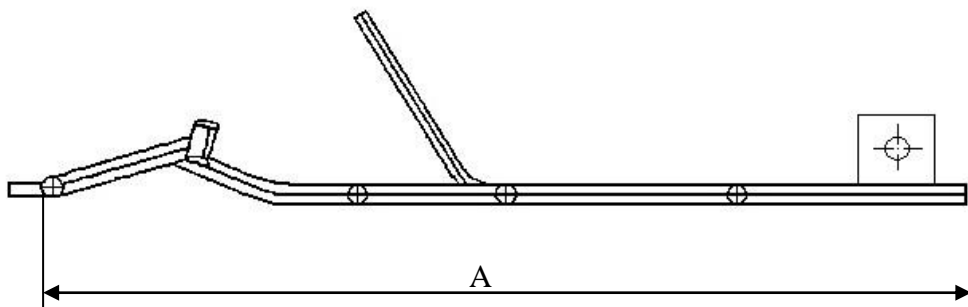
	Date: 1st January 2011 Signed by: John Ryan Position: MSA Technical Executive
-------------------------------------------------------------------------------------	-----------------------------------------------------------------------------------------------------------------------------

TECHNICAL DRAWINGS OF FRAME WITH MAIN DIMENSIONS

Distance from front main tube for bends (+/- 10mm)



Plan view of chassis frame (with labels referring to Table 1)



Side view of chassis frame (with labels referring to Table 1)

TABLE 1 – DIMENSIONS OF FRAME

		<i>Measurement</i>	<i>Tolerance / Remarks</i>
A:	Total length (w/out front bumper)	1270 mm	+/- 10 mm
B:	Outer front width	635 mm	+/- 10 mm
C:	Rear width *	580 mm	+/- 5 mm (600 ± 25mm mandatory)
D:	Distance between side bumper mounting points *	380 mm	+/- 5 mm
E:	Distance between front bumper lower mountings *	325 mm	+/- 5 mm
F:	Distance between front bumper upper mountings	495 mm	+/- 5 mm (outer)
G:	Number of bends	6	-
H:	Wheelbase	900 mm	+/- 5 mm
I:	Number of tubes	6	($\varnothing > 21\text{mm}$; length > 150mm)
J:	Diameter	28 mm	+/- 0.5 mm
K:	Wall thickness	2.0 mm	+/- 0.1 mm
L:	Material	Magnetic Steel	mandatory
M:	Number of bearings	2	mandatory

* Distance between centres of tubes

TABLE 2 – ADDITIONAL INFORMATION

		<i>Measurement</i>	<i>Tolerance</i>
A:	Inner waist width	237 mm	+/- 10 mm
B:	Inside edge of front tube to centreline of rear axle	1092 mm	+/- 10 mm
C:	Rear edge of rear cross rail mounting point to centreline of axle – engine side	65 mm	+/- 10 mm
D:	Rear edge of rear cross rail mounting point to centreline of axle – opposite side	145 mm	+/- 10 mm

COMPLIMENTARY INFORMATION

'Mirror image' Honda variant permitted.

DETAILS OF IDENTITY PLATE



Photograph of I.D. plate



Photograph / drawing of position of I.D. plate