


HOMOLOGATION OF CHASSIS


<i>Manufacturer</i>	BRK
<i>Make</i>	British Racing Karts
<i>Model</i>	BRK Cadet
<i>Category</i>	Formula Cadet
<i>Valid from</i>	1 st January 2011
<i>Valid until</i>	31 st December 2019
<i>Number of pages</i>	4

This Homologation Form reproduces descriptions, illustrations and dimensions of the chassis at the moment of the MSA homologation. The Manufacturer may modify them, but only within the limits set by the MSA regulations in force and with the written agreement of the MSA.



Photograph of complete chassis less seat and bumpers

SIGNATURE AND STAMP OF THE MSA

	Date: 1st January 2011 Signed by: John Ryan Position: MSA Technical Executive
-------------------------------------------------------------------------------------	-----------------------------------------------------------------------------------------------------------------------------

TECHNICAL DRAWINGS OF FRAME WITH MAIN DIMENSIONS

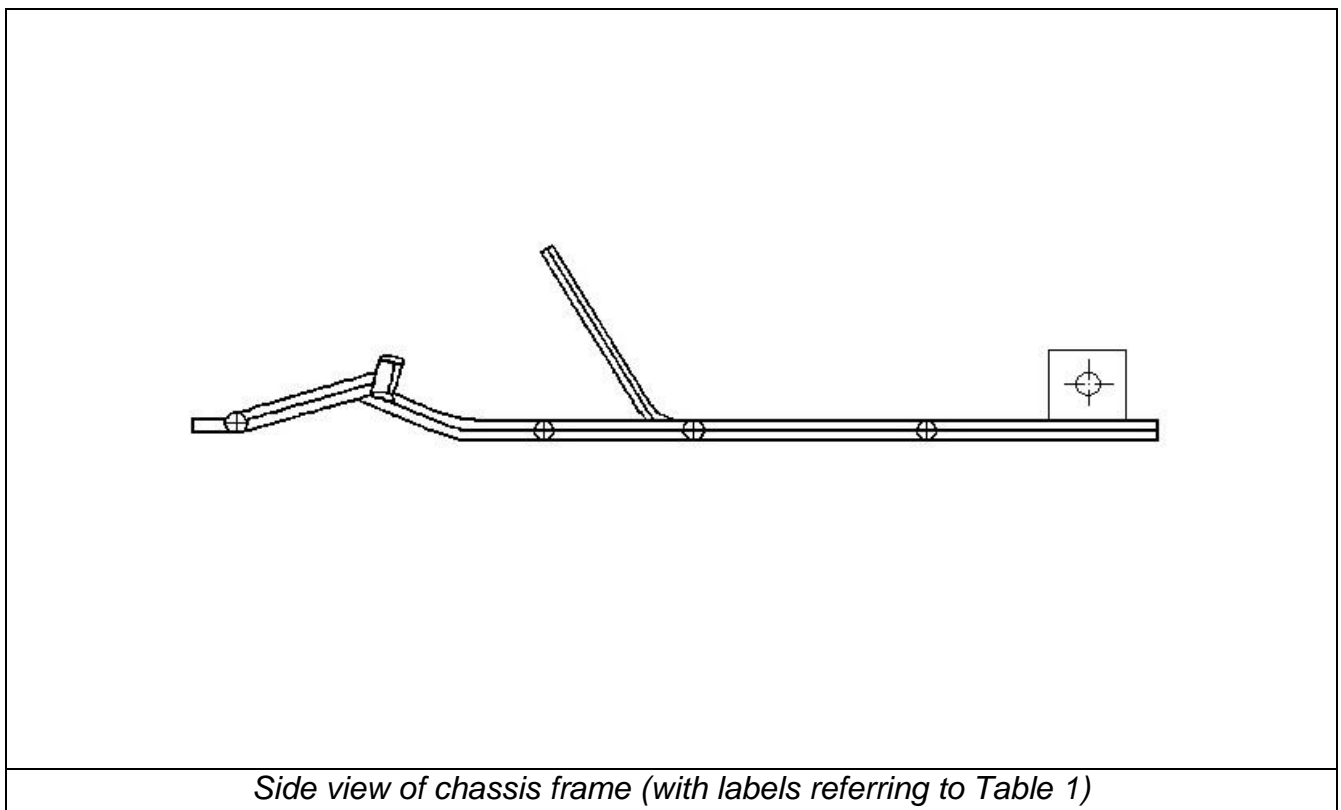
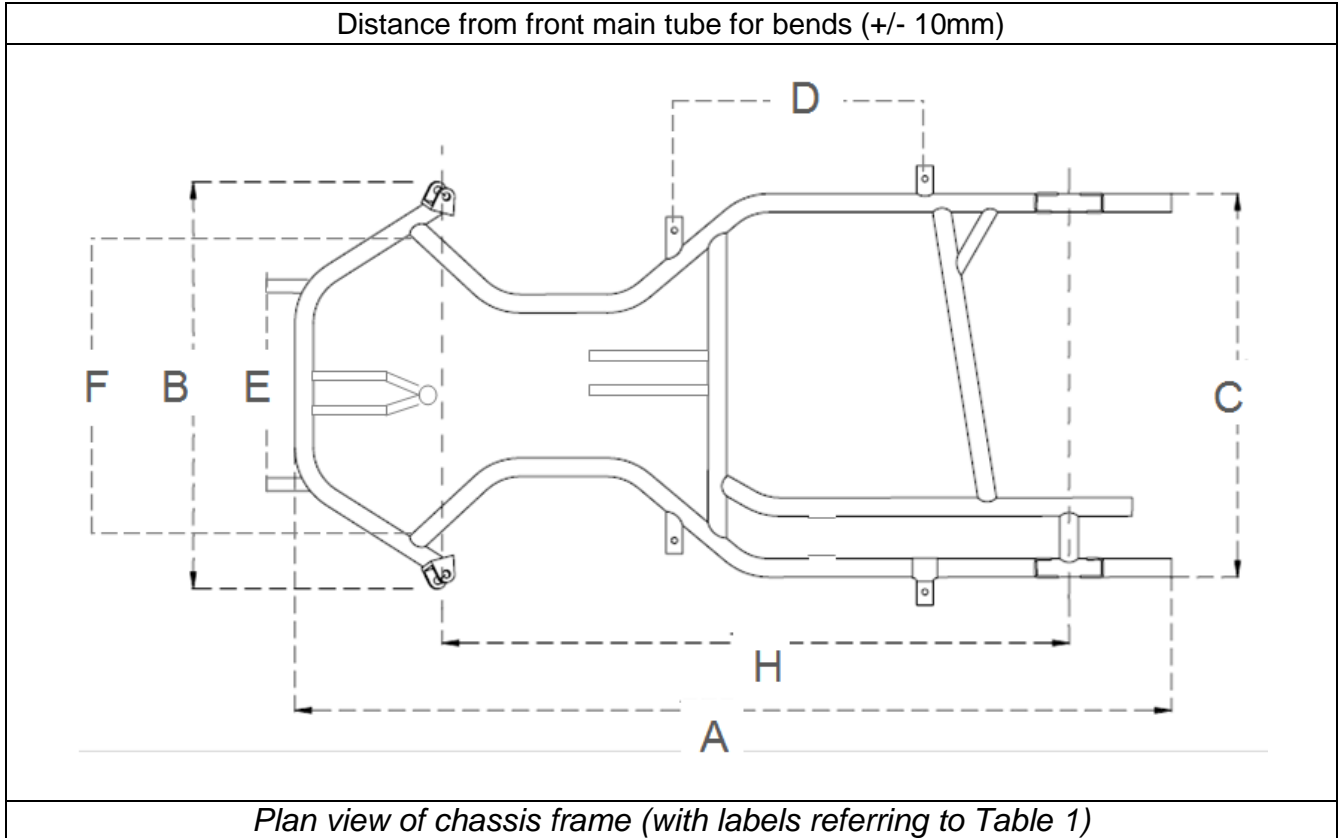


TABLE 1 – DIMENSIONS OF FRAME

		<i>Measurement</i>	<i>Tolerance / Remarks</i>
A:	Total length (w/out front bumper)	1285 mm	+/- 10 mm
B:	Outer front width	653 mm	+/- 10 mm
C:	Rear width *	585 mm	+/- 5 mm (600 ± 25mm mandatory)
D:	Distance between side bumper mounting points *	380 mm	+/- 5 mm
E:	Distance between front bumper lower mountings *	325 mm	+/- 5 mm
F:	Distance between front bumper upper mountings	495 mm	+/- 5 mm (outer)
G:	Number of bends	9	-
H:	Wheelbase	900 mm	+/- 5 mm
I:	Number of tubes	6	($\varnothing > 21\text{mm}$; length > 150mm)
J:	Diameter	28 mm	+/- 0.5 mm
K:	Wall thickness	2.0 mm	+/- 0.1 mm
L:	Material	Magnetic Steel	mandatory
M:	Number of bearings	2	mandatory

* Distance between centres of tubes

TABLE 2 – ADDITIONAL INFORMATION

		<i>Measurement</i>	<i>Tolerance</i>
A:	Inner waist width	255 mm	+/- 10 mm
B:	Inside edge of front tube to centreline of rear axle	1106 mm	+/- 10 mm
C:	Rear edge of rear cross rail mounting point to centreline of axle – engine side	65 mm	+/- 10 mm
D:	Rear edge of rear cross rail mounting point to centreline of axle – opposite side	152 mm	+/- 10 mm

COMPLIMENTARY INFORMATION

'Mirror image' variant permitted

DETAILS OF IDENTITY PLATE



Photograph of I.D. plate



Photograph / drawing of position of I.D. plate