


HOMOLOGATION OF CHASSIS

<i>Manufacturer</i>	Cobra Kart
<i>Make</i>	Cobra Kart
<i>Model</i>	B1 Cobra
<i>Category</i>	Formula Cadet
<i>Valid from</i>	01 January 2014
<i>Valid until</i>	31 December 2022
<i>Number of pages</i>	4

This Homologation Form reproduces descriptions, illustrations and dimensions of the chassis at the moment of the MSA homologation. The Manufacturer may modify them, but only within the limits set by the MSA regulations in force and with the written agreement of the MSA.



Photograph of complete chassis less seat and bumpers

SIGNATURE AND STAMP OF THE MSA



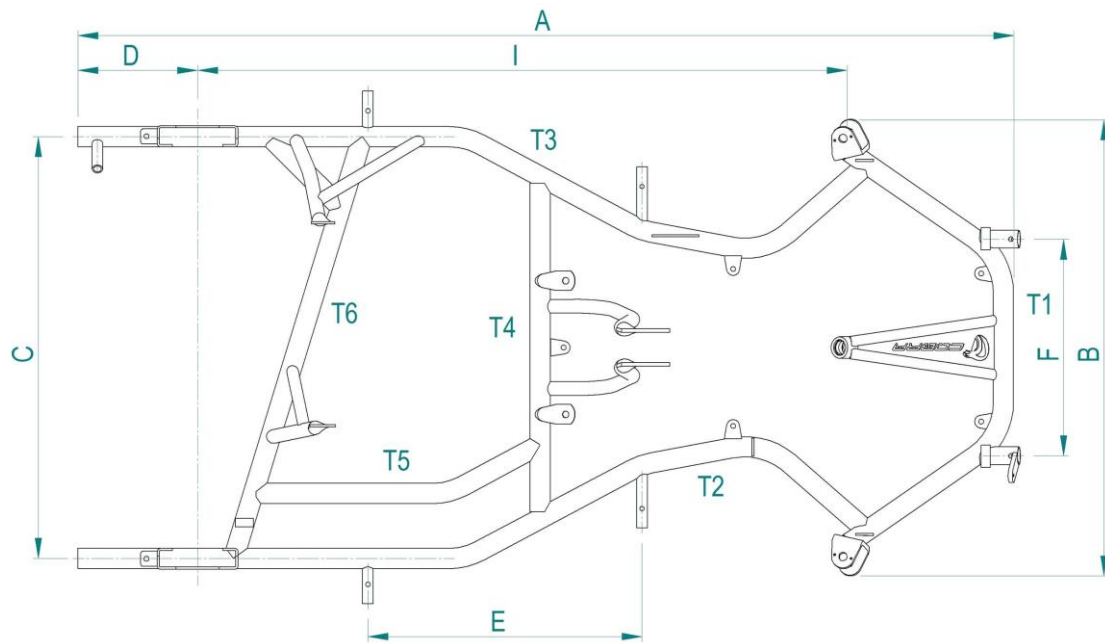

Date: **17 December 2013**

Signed by: **Joe Hickerton**

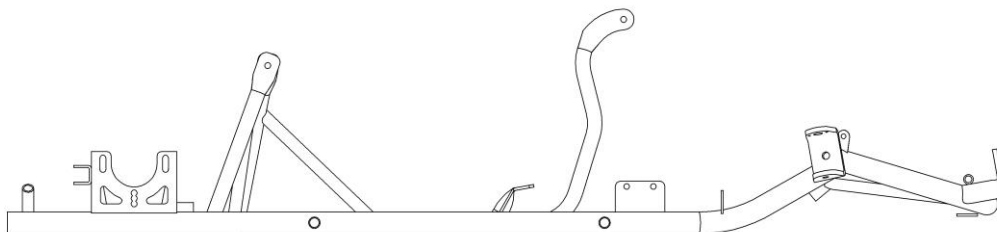
Position: **Technical Administrator**

TECHNICAL DRAWINGS OF FRAME WITH MAIN DIMENSIONS

Distance from front main tube for bends (+/- 10mm)



Plan view of chassis frame (with labels referring to Table 1)



Side view of chassis frame (with labels referring to Table 1)

TABLE 1 – DIMENSIONS OF FRAME

		<i>Measurement</i>	<i>Tolerance / Remark</i>
A:	Total length (w/out front bumper)	1295 mm	± 10 mm
B:	Outer front width	633 mm	± 10 mm
C:	Rear width *	584 mm	± 5 mm (within limits of 600 ± 25mm)
D:	Rear overhang	166 mm	± 15 mm
E:	Distance between side bumper mounting points *	380 mm	± 5 mm
F:	Distance between front bumper lower mountings *	300 mm	± 5 mm
G:	Distance between front bumper upper mountings	515 mm	± 5 mm (outer)
H:	Number of bends	9	in main tubes
I:	Wheelbase	900 mm	± 5 mm
J:	Number of main tubes	6+1	with $\varnothing > 21\text{mm}$ (not incl. bumper mountings and seat stays)
K:	Diameter	28 mm	± 0.7 mm
L:	Wall thickness	2.0 mm	± 0.1 mm
M:	Material	Magnetic Steel	mandatory
N:	Number of bearings	2	mandatory

* Distance between centres of tubes

TABLE 2 – ADDITIONAL INFORMATION

		<i>Measurement</i>	<i>Tolerance</i>
A:	Inner waist width	248 mm	± 10 mm
B:	Inside edge of front tube to centreline of rear axle	1103 mm	± 10 mm
C:	Rear edge of rear cross rail mounting point to centreline of axle – engine side	39 mm	± 10 mm
D:	Rear edge of rear cross rail mounting point to centreline of axle – opposite side	2110 mm	± 10 mm


COMPLIMENTARY INFORMATION

Exact 'mirror image' of chassis for Honda Cadet.

DETAILS OF IDENTITY PLATE



Photograph of I.D. plate



Photograph / drawing of position of I.D. plate