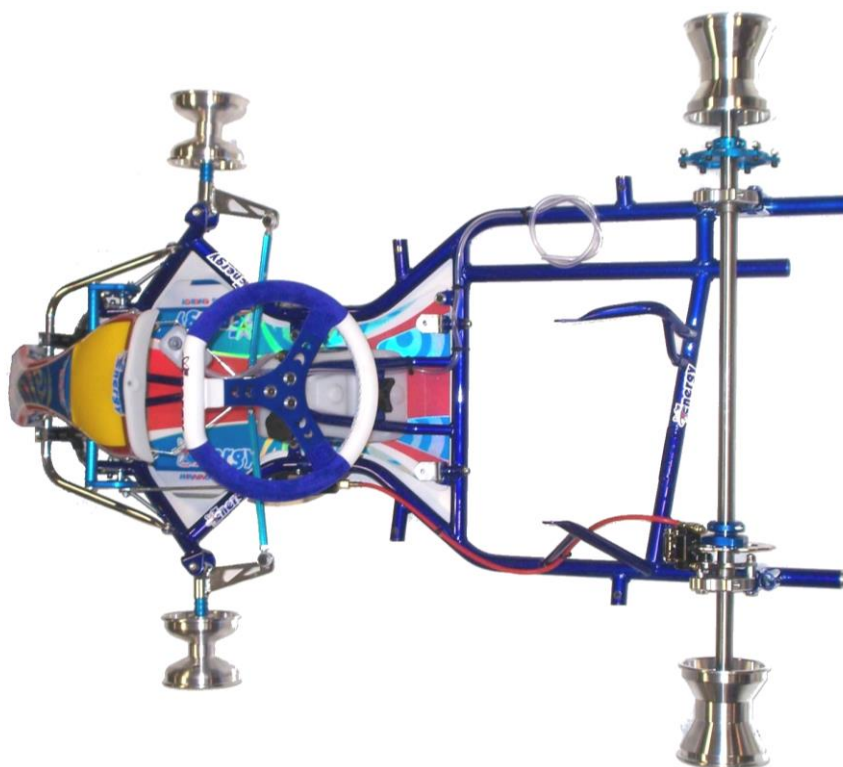


## HOMOLOGATION OF CHASSIS

<i>Manufacturer</i>	Energy Corse srl
<i>Make</i>	Energy
<i>Model</i>	Storm
<i>Category</i>	Formula Cadet
<i>Valid from</i>	01 January 2014
<i>Valid until</i>	31 December 2022
<i>Number of pages</i>	4

*This Homologation Form reproduces descriptions, illustrations and dimensions of the chassis at the moment of the MSA homologation. The Manufacturer may modify them, but only within the limits set by the MSA regulations in force and with the written agreement of the MSA.*



*Photograph of complete chassis less seat and bumpers*

### SIGNATURE AND STAMP OF THE MSA



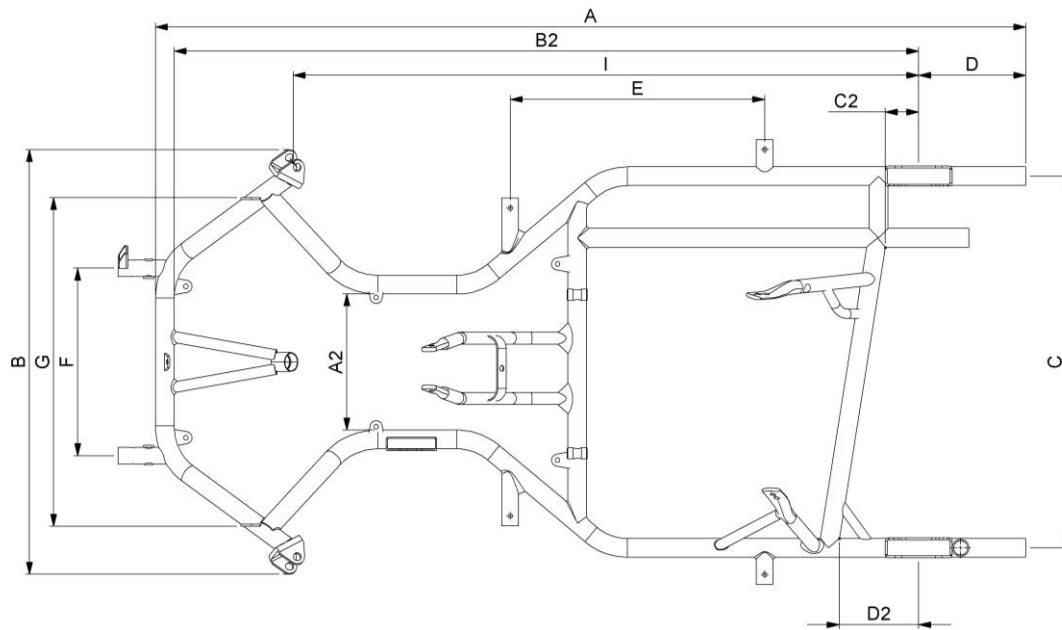

Date: **17 December 2013**

Signed by: **Joe Hickerton**

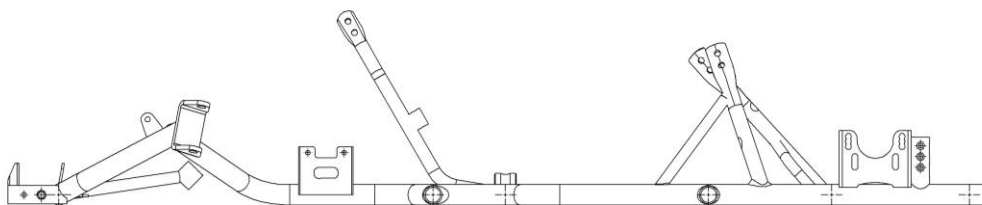
Position: **Technical Administrator**

**TECHNICAL DRAWINGS OF FRAME WITH MAIN DIMENSIONS**

Distance from front main tube for bends (+/- 10mm)



*Plan view of chassis frame (with labels referring to Table 1)*



*Side view of chassis frame (with labels referring to Table 1)*

**TABLE 1 – DIMENSIONS OF FRAME**

		<i>Measurement</i>	<i>Tolerance / Remark</i>
<b>A:</b>	Total length (w/out front bumper)	<b>1250 mm</b>	± 10 mm
<b>B:</b>	Outer front width	<b>652 mm</b>	± 10 mm
<b>C:</b>	Rear width *	<b>580 mm</b>	± 5 mm (within limits of 600 ± 25mm)
<b>D:</b>	Rear overhang	<b>160 mm</b>	± 15 mm
<b>E:</b>	Distance between side bumper mounting points *	<b>380 mm</b>	± 5 mm
<b>F:</b>	Distance between front bumper lower mountings *	<b>280 mm</b>	± 5 mm
<b>G:</b>	Distance between front bumper upper mountings	<b>487 mm</b>	± 5 mm (outer)
<b>H:</b>	Number of bends	<b>8</b>	in main tubes
<b>I:</b>	Wheelbase	<b>900 mm</b>	± 5 mm
<b>J:</b>	Number of main tubes	<b>6</b>	with $\varnothing > 21\text{mm}$ (not incl. bumper mountings and seat stays)
<b>K:</b>	Diameter	<b>28 mm</b>	± 0.7 mm
<b>L:</b>	Wall thickness	<b>2.0 mm</b>	± 0.1 mm
<b>M:</b>	Material	<b>Magnetic Steel</b>	mandatory
<b>N:</b>	Number of bearings	<b>2</b>	mandatory

\* Distance between centres of tubes

**TABLE 2 – ADDITIONAL INFORMATION**

		<i>Measurement</i>	<i>Tolerance</i>
<b>A:</b>	Inner waist width	<b>225 mm</b>	± 10 mm
<b>B:</b>	Inside edge of front tube to centreline of rear axle	<b>1065 mm</b>	± 10 mm
<b>C:</b>	Rear edge of rear cross rail mounting point to centreline of axle – engine side	<b>50 mm</b>	± 10 mm
<b>D:</b>	Rear edge of rear cross rail mounting point to centreline of axle – opposite side	<b>120 mm</b>	± 10 mm

**COMPLIMENTARY INFORMATION**

Mirror image permitted for Honda Cadet

## DETAILS OF IDENTITY PLATE



*Photograph of I.D. plate*



*Photograph / drawing of position of I.D. plate*