


## HOMOLOGATION OF CHASSIS

|                        |                                |
|------------------------|--------------------------------|
| <i>Manufacturer</i>    | CRG                            |
| <i>Make</i>            | CRG                            |
| <i>Model</i>           | NEW AGE 900                    |
| <i>Category</i>        | Formula Cadet                  |
| <i>Valid from</i>      | 1 <sup>st</sup> January 2011   |
| <i>Valid until</i>     | 31 <sup>st</sup> December 2019 |
| <i>Number of pages</i> | 4                              |

*This Homologation Form reproduces descriptions, illustrations and dimensions of the chassis at the moment of the MSA homologation. The Manufacturer may modify them, but only within the limits set by the MSA regulations in force and with the written agreement of the MSA.*

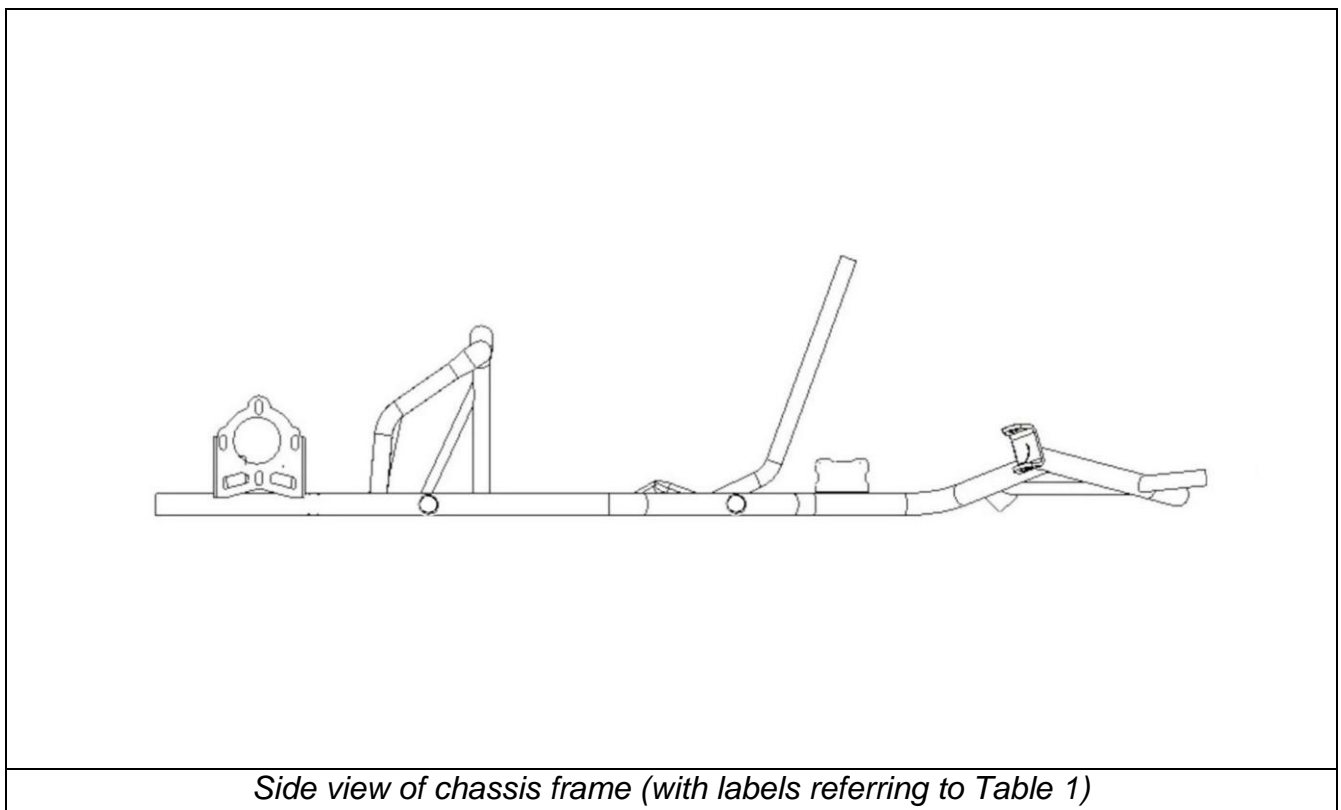
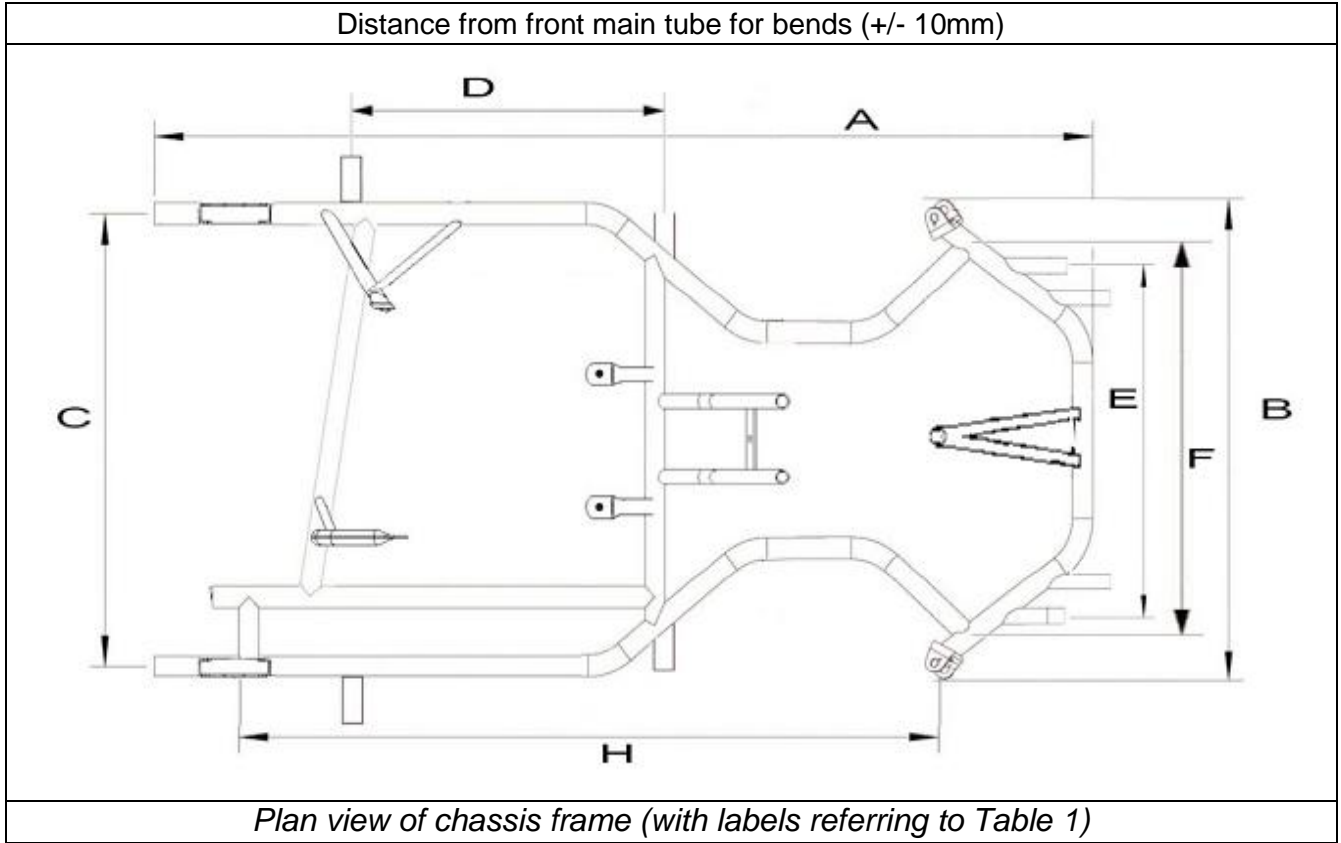


*Photograph of complete chassis less seat and bumpers*

### SIGNATURE AND STAMP OF THE MSA

|   |  |
|---|--|
|  | <p>Date: <b>1<sup>st</sup> January 2011</b></p> <p>Signed by: <b>John Ryan</b></p> <p>Position: <b>MSA Technical Executive</b></p> |
|---|--|

**TECHNICAL DRAWINGS OF FRAME WITH MAIN DIMENSIONS**



**TABLE 1 – DIMENSIONS OF FRAME**

|           |   | <i>Measurement</i>    | <i>Tolerance / Remarks</i>                      |
|-----------|---|-----------------------|---|
| <b>A:</b> | Total length (w/out front bumper)               | <b>1250 mm</b>        | +/- 10 mm                                       |
| <b>B:</b> | Outer front width                               | <b>658 mm</b>         | +/- 10 mm                                       |
| <b>C:</b> | Rear width *                                    | <b>580 mm</b>         | +/- 5 mm (600 ± 25mm mandatory)                 |
| <b>D:</b> | Distance between side bumper mounting points *  | <b>380 mm</b>         | +/- 5 mm  |
| <b>E:</b> | Distance between front bumper lower mountings * | <b>448 mm</b>         | +/- 5 mm  |
| <b>F:</b> | Distance between front bumper upper mountings   | <b>510 mm</b>         | +/- 5 mm (outer)                                |
| <b>G:</b> | Number of bends                                 | <b>8</b>              | -   |
| <b>H:</b> | Wheelbase                                       | <b>900 mm</b>         | +/- 5 mm  |
| <b>I:</b> | Number of tubes                                 | <b>6</b>              | ( $\varnothing > 21\text{mm}$ ; length > 150mm) |
| <b>J:</b> | Diameter  | <b>28 mm</b>          | +/- 0.5 mm                                      |
| <b>K:</b> | Wall thickness                                  | <b>2.0 mm</b>         | +/- 0.1 mm                                      |
| <b>L:</b> | Material  | <b>Magnetic Steel</b> | mandatory                                       |
| <b>M:</b> | Number of bearings                              | <b>2</b>              | mandatory                                       |

\* Distance between centres of tubes

**TABLE 2 – ADDITIONAL INFORMATION**

|           |   | <i>Measurement</i> | <i>Tolerance</i> |
|-----------|---|--------------------|------------------|
| <b>A:</b> | Inner waist width   | <b>230 mm</b>      | +/- 10 mm        |
| <b>B:</b> | Inside edge of front tube to centreline of rear axle                              | <b>1075 mm</b>     | +/- 10 mm        |
| <b>C:</b> | Rear edge of rear cross rail mounting point to centreline of axle – engine side   | <b>75 mm</b>       | +/- 10 mm        |
| <b>D:</b> | Rear edge of rear cross rail mounting point to centreline of axle – opposite side | <b>145 mm</b>      | +/- 10 mm        |


**COMPLIMENTARY INFORMATION**

Mirror image Honda Cadet variant permitted.

## DETAILS OF IDENTITY PLATE



*Photograph of I.D. plate*



*Photograph / drawing of position of I.D. plate*