

HOMOLOGATION OF CHASSIS


<i>Manufacturer</i>	Simon Wright Racing Developments Ltd
<i>Make</i>	Wright
<i>Model</i>	Vulcan
<i>Category</i>	Formula Cadet
<i>Valid from</i>	01 January 2017
<i>Valid until</i>	31 December 2025
<i>Number of pages</i>	4

This Homologation Form reproduces descriptions, illustrations and dimensions of the chassis at the moment of the MSA homologation. The Manufacturer may modify them, but only within the limits set by the MSA regulations in force and with the written agreement of the MSA.



Photograph of complete chassis less seat and bumpers

SIGNATURE AND STAMP OF THE MSA

	Date: 06 December 2016 Signed by: Joe Hickerton Position: Technical Manager
---	--

TECHNICAL DRAWINGS OF FRAME WITH MAIN DIMENSIONS

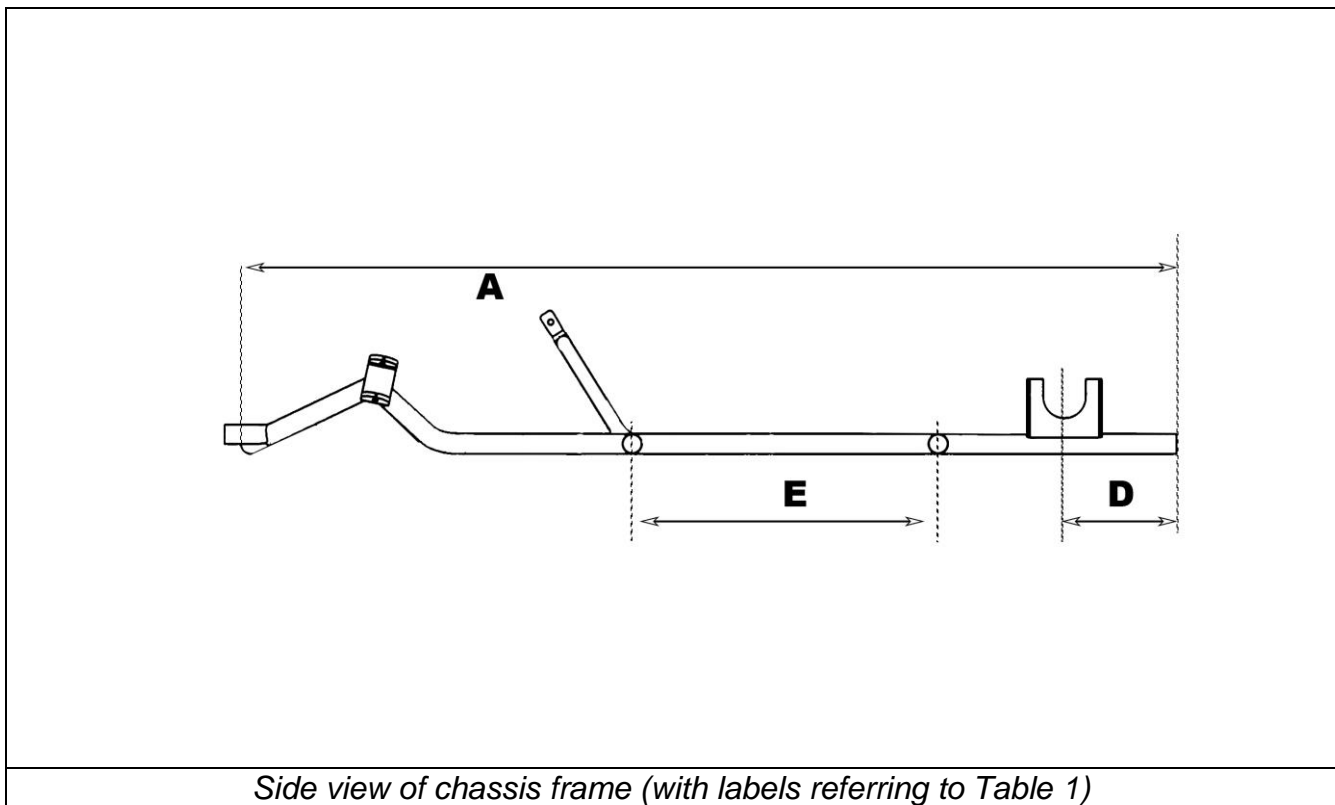
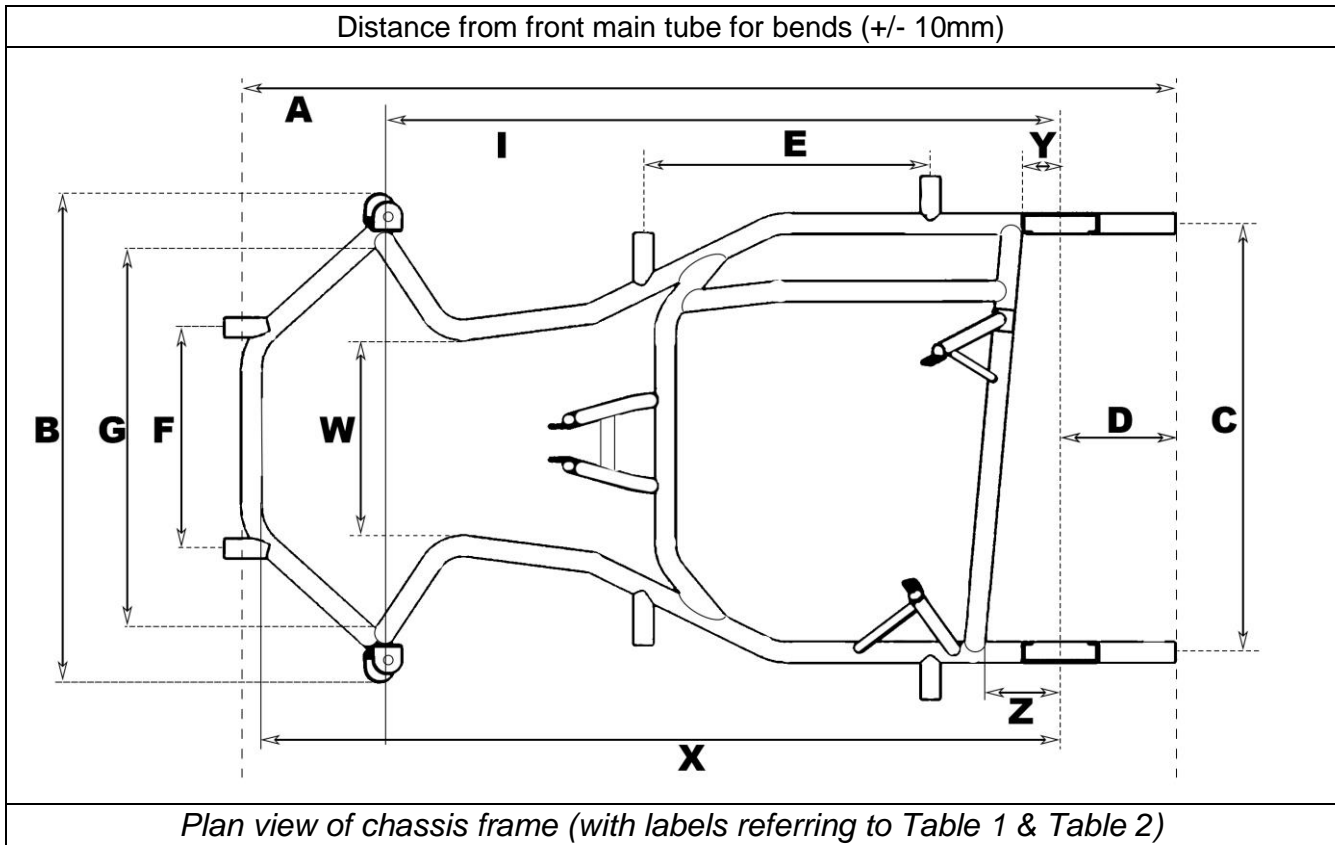


TABLE 1 – DIMENSIONS OF FRAME

		<i>Measurement</i>	<i>Tolerance / Remark</i>
A:	Total length (w/out front bumper)	1315 mm	± 10 mm
B:	Outer front width	655 mm	± 10 mm
C:	Rear width *	580 mm	± 5 mm (within limits of 600 ± 25mm)
D:	Rear overhang	185 mm	± 15 mm
E:	Distance between side bumper mounting points *	380 mm	± 5 mm
F:	Distance between front bumper lower mountings *	350 mm	± 5 mm
G:	Distance between front bumper upper mountings	500 mm	± 5 mm (outer)
H:	Number of bends	11	in main tubes
I:	Wheelbase	900 mm	± 5 mm
J:	Number of main tubes	6	with $\varnothing > 21\text{mm}$ (not incl. bumper mountings and seat stays)
K:	Diameter	28 mm	± 0.7 mm
L:	Wall thickness	2.0 mm	± 0.2 mm
M:	Material	Magnetic Steel	mandatory
N:	Number of bearings	2	mandatory
O:	Seat Attachment	Welded	welded or removable?

* Distance between centres of tubes

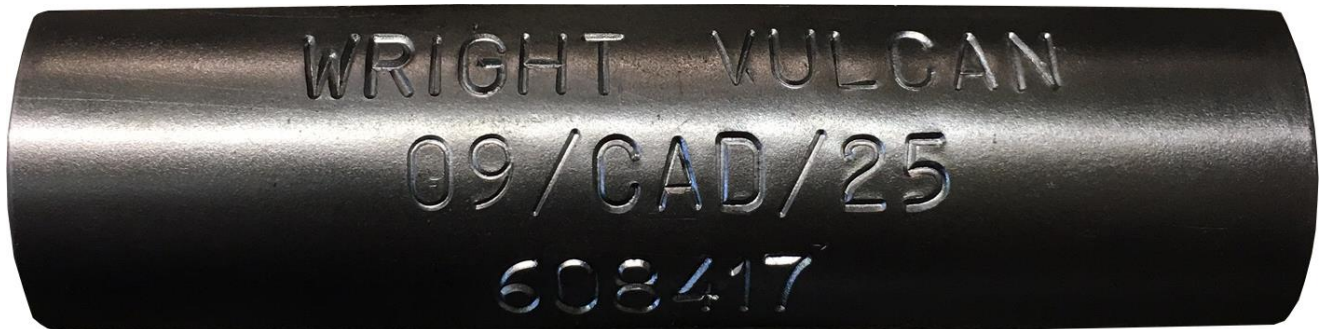
TABLE 2 – ADDITIONAL INFORMATION

		<i>Measurement</i>	<i>Tolerance</i>
W:	Inner waist width	240 mm	± 10 mm
X:	Inside edge of front tube to centreline of rear axle	1102 mm	± 10 mm
Y:	Rear edge of rear cross rail mounting point to centreline of axle – engine side	35 mm	± 10 mm
Z:	Rear edge of rear cross rail mounting point to centreline of axle – opposite side	110 mm	± 10 mm

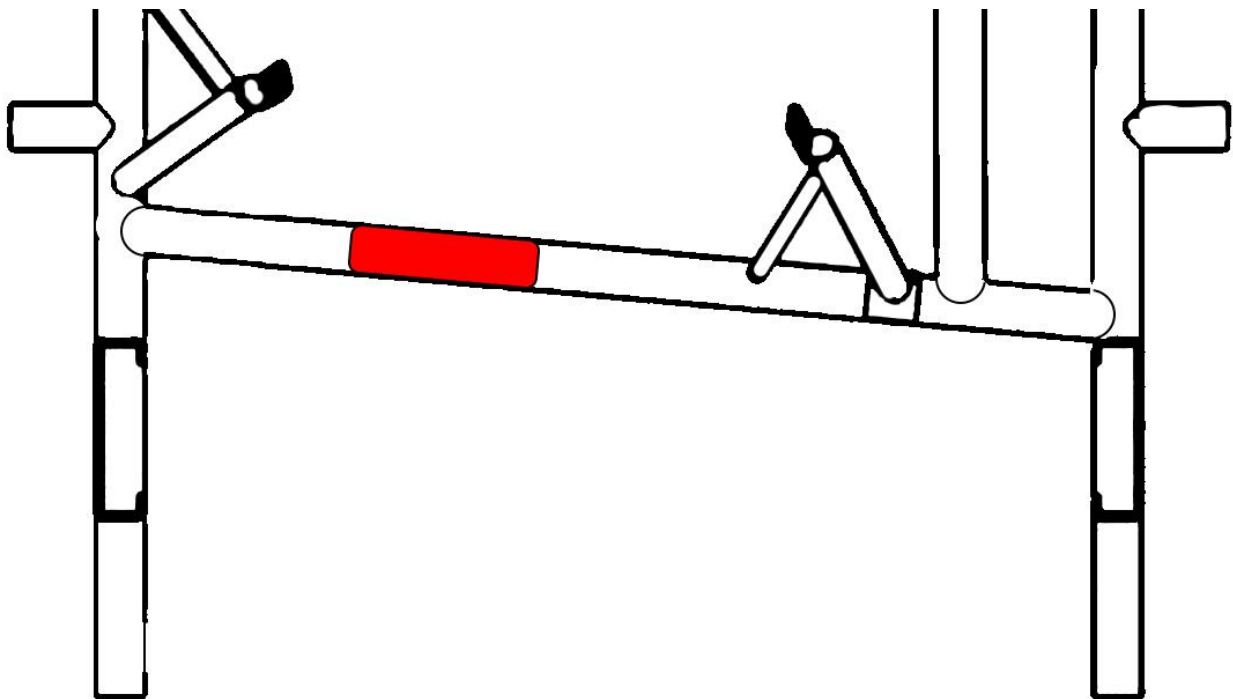
COMPLIMENTARY INFORMATION

Exact mirror image left hand engine mount variant permitted.

DETAILS OF IDENTITY PLATE



Photograph / drawing of I.D. plate



Photograph / drawing of position of I.D. plate