

HOMOLOGATION OF CHASSIS

<i>Manufacturer</i>	S.R.D.
<i>Make</i>	Synergy
<i>Model</i>	Chrome
<i>Category</i>	Formula Cadet
<i>Valid from</i>	01 January 2014
<i>Valid until</i>	31 December 2022
<i>Number of pages</i>	4

This Homologation Form reproduces descriptions, illustrations and dimensions of the chassis at the moment of the MSA homologation. The Manufacturer may modify them, but only within the limits set by the MSA regulations in force and with the written agreement of the MSA.



Photograph of complete chassis less seat and bumpers

SIGNATURE AND STAMP OF THE MSA



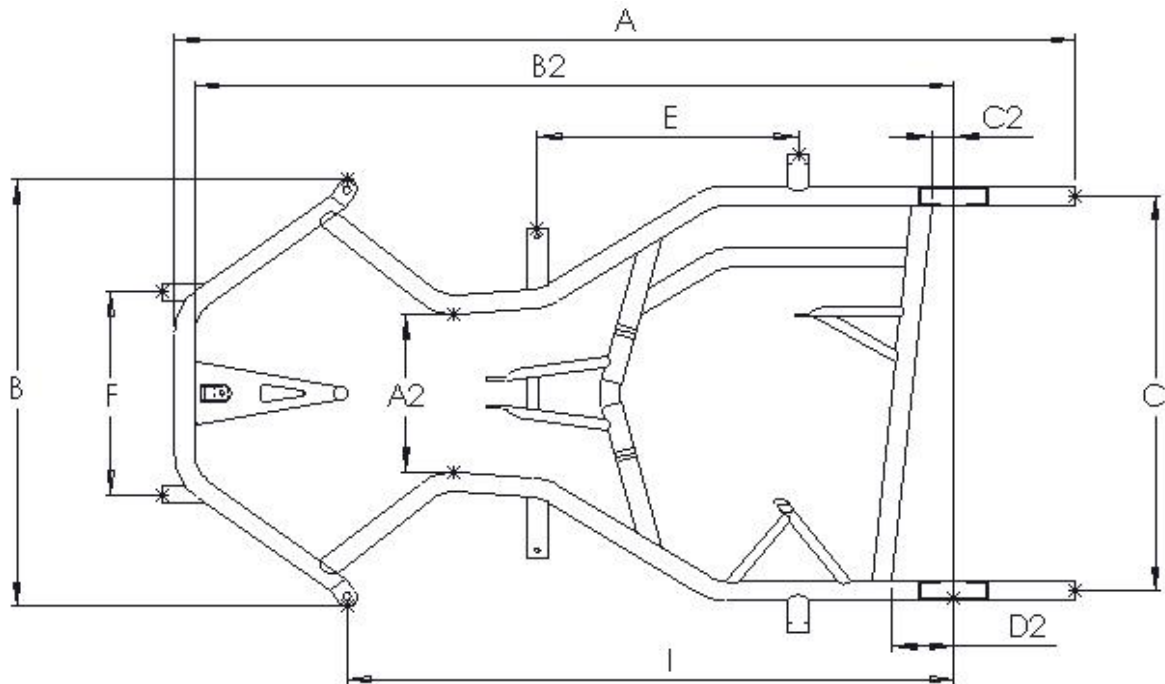

Date: **17 December 2013**

Signed by: **Joe Hickerton**

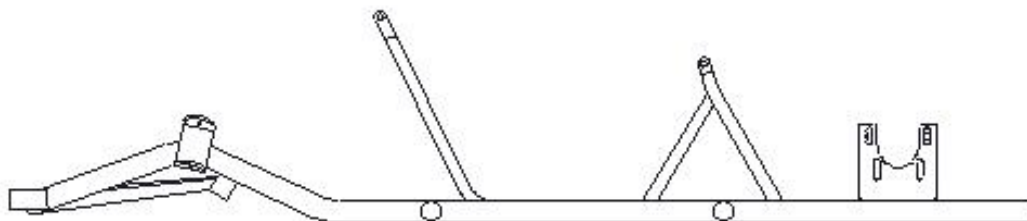
Position: **Technical Administrator**

TECHNICAL DRAWINGS OF FRAME WITH MAIN DIMENSIONS

Distance from front main tube for bends (+/- 10mm)



Plan view of chassis frame (with labels referring to Table 1)



Side view of chassis frame (with labels referring to Table 1)

TABLE 1 – DIMENSIONS OF FRAME

		Measurement	Tolerance / Remark
A:	Total length (w/out front bumper)	1312 mm	± 10 mm
B:	Outer front width	647 mm	± 10 mm
C:	Rear width *	584 mm	± 5 mm (within limits of 600 ± 25mm)
D:	Rear overhang	178 mm	± 15 mm
E:	Distance between side bumper mounting points *	380 mm	± 5 mm
F:	Distance between front bumper lower mountings *	300 mm	± 5 mm
G:	Distance between front bumper upper mountings	518 mm	± 5 mm (outer)
H:	Number of bends	10	in main tubes
I:	Wheelbase	900 mm	± 5 mm
J:	Number of main tubes	6	with $\varnothing > 21\text{mm}$ (not incl. bumper mountings and seat stays)
K:	Diameter	28 mm	± 0.7 mm
L:	Wall thickness	2.0 mm	± 0.1 mm
M:	Material	Magnetic Steel	mandatory
N:	Number of bearings	2	mandatory

* Distance between centres of tubes

TABLE 2 – ADDITIONAL INFORMATION

		Measurement	Tolerance
A:	Inner waist width	230 mm	± 10 mm
B:	Inside edge of front tube to centreline of rear axle	1106 mm	± 10 mm
C:	Rear edge of rear cross rail mounting point to centreline of axle – engine side	35 mm	± 10 mm
D:	Rear edge of rear cross rail mounting point to centreline of axle – opposite side	93 mm	± 10 mm

COMPLIMENTARY INFORMATION

--

DETAILS OF IDENTITY PLATE



Photograph of I.D. plate



Photograph / drawing of position of I.D. plate


Extension No.: 01

EXTENSION TO CHASSIS HOMOLOGATION -- ERRATUM --

<i>Manufacturer</i>	S.R.D.
<i>Make</i>	Synergy
<i>Model</i>	Chrome
<i>Category</i>	Formula Cadet
<i>Valid from</i>	26 March 2014
<i>Number of pages</i>	1

Left-hand engine mounted exact mirror image variant permitted
for use in the Honda Cadet class

SIGNATURE AND STAMP OF THE MSA

	Date: 26 March 2014 Signed by: Joe Hickerton Position: Technical Administrator
---	---

EXTENSION TO CHASSIS HOMOLOGATION -- ERRATUM --


<i>Manufacturer</i>	S.R.D.
<i>Make</i>	Synergy
<i>Model</i>	Chrome
<i>Category</i>	Formula Cadet
<i>Valid from</i>	26 August 2015
<i>Number of pages</i>	1

Correct photograph of complete chassis.



Photograph of complete chassis less seat and bumpers

SIGNATURE AND STAMP OF THE MSA

 <p>A handwritten signature in blue ink is written over a black MSA logo stamp.</p>	<p>Date: 26 August 2015</p> <p>Signed by: Joe Hickerton</p> <p>Position: Technical Administrator</p>
--	---