


## HOMOLOGATION OF CHASSIS

<i>Manufacturer</i>	<b>BRM RACING SRL</b>
<i>Make</i>	<b>BRM</b>
<i>Model</i>	<b>EB01</b>
<i>Category</i>	<b>Formula Super Cadet/Bambini</b>
<i>Valid as from</i>	<b>1<sup>st</sup> January 2011</b>
<i>Valid until</i>	<b>31<sup>st</sup> December 2016</b>
<i>Number of pages</i>	<b>5</b>

*Any modification is forbidden, if it is not explicitly allowed by the Technical or Homologation Regulations and/or appended as an approved extension.*

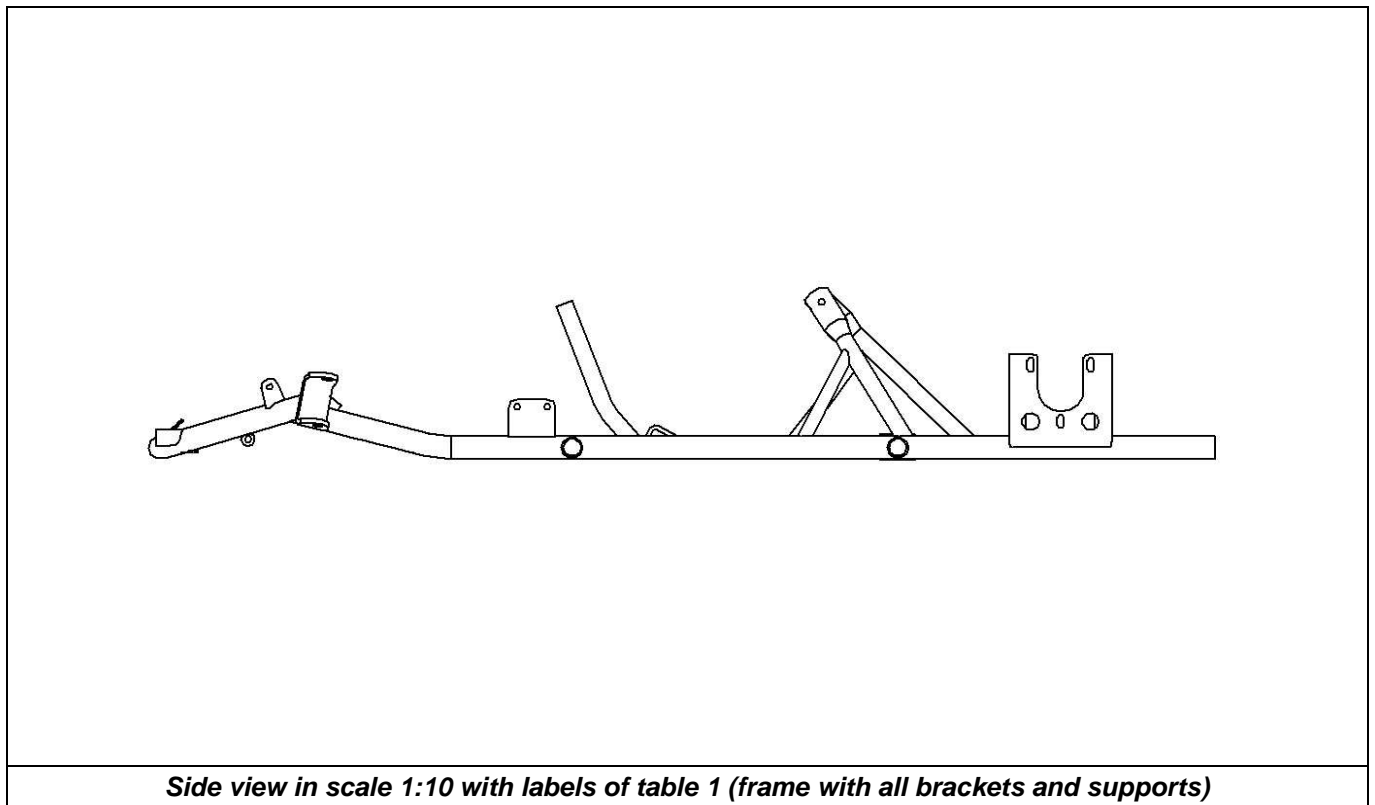
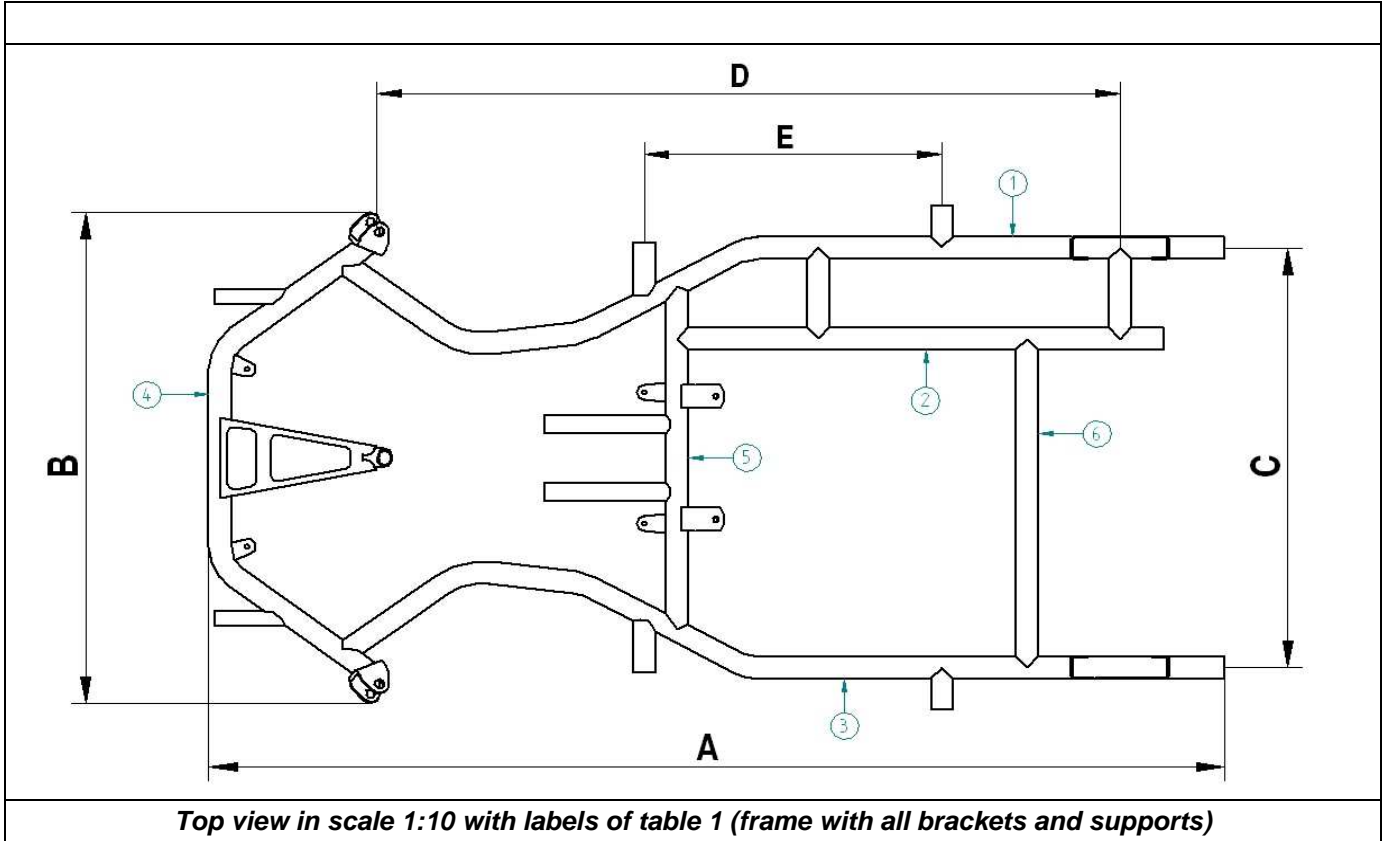


*Photograph of the chassis less seat, brakes, tyres, bumpers and bodywork*

### SIGNATURE AND STAMP OF THE DMSB/MSA

<p>The image shows two signatures in black ink. To the left of the top signature is a circular stamp with a logo. Below the signatures is the MSA logo.</p>	<p>Date: <b>15 November 2010</b></p> <p>Signed by: <b>Michael Günther / John Ryan</b></p> <p>Position: <b>DMSB/MSA Technical Executive</b></p>
---	--

### TECHNICAL DRAWINGS OF FRAME WITH MAIN DIMENSIONS



**TABLE 1: DIMENSIONS OF FRAME AND REAR AXLE**

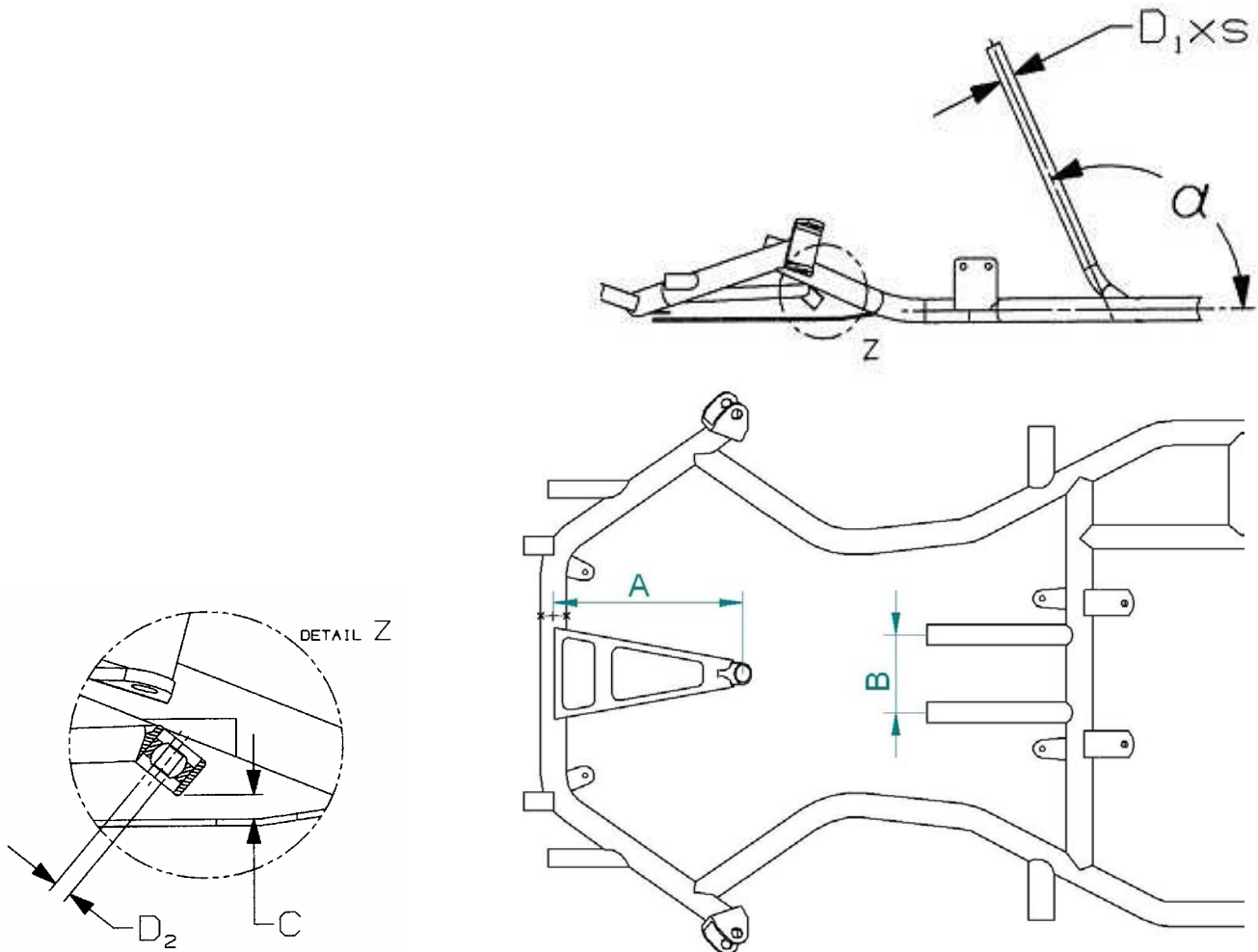
Label		Measurement	Tolerance/Remarks
A'	Total length (w/o. front bumper)	<b>1340 mm</b>	+/- 10 mm
B'	Width at front axle*	<b>635 mm</b>	+/- 5 mm
C'	Width at rear axle	<b>585 mm</b>	+/- 5 mm (centre to centre) mandatory: 600 +/- 25 mm acc. HR
D'	Wheelbase (mandatory)	<b>950 mm</b>	+/- 5 mm
E'	Distance of supports for side bodywork	<b>380 mm</b>	+/- 5 mm mandatory acc. drawing 18a of HR
<i>* measured from the outermost point of the front axle</i>			
<b>Tube data</b>			
	Number of bends	<b>8</b>	max. 8
	Number of tubes	<b>6</b>	Mandatory
	Diameter	<b>28 mm</b>	+/- 0.5 mm
	Wall thickness	<b>2.0 mm</b>	+/- 0.1 mm
	Material	<b>Magnetic steel</b>	Mandatory
	Number of bearings	<b>2</b>	Mandatory
<b>Rear axle data</b>			
	Material	<b>Magnetic steel</b>	Mandatory
	Diameter	<b>max. 30 mm</b>	Mandatory
	Wall thickness	<b>min. 4.9 mm</b>	Mandatory
	Length	<b>960 mm</b>	+/- 10 mm
	Weight	<b>2,900 g</b>	+/- 100 g

All pre-defined data including possible tolerances must be respected.

### COMPLIMENTARY INFORMATION

*Mounting sockets on lower front bumper are designed to accept fitment of CIK crash-tested and homologated 'Mini Kart' bodywork (see CIK Technical Regulations).  
Note: Distance of this mounted sockets: 411 mm (centre to centre).*

**STEERING COLUMN ADAPTION (mandatory)**



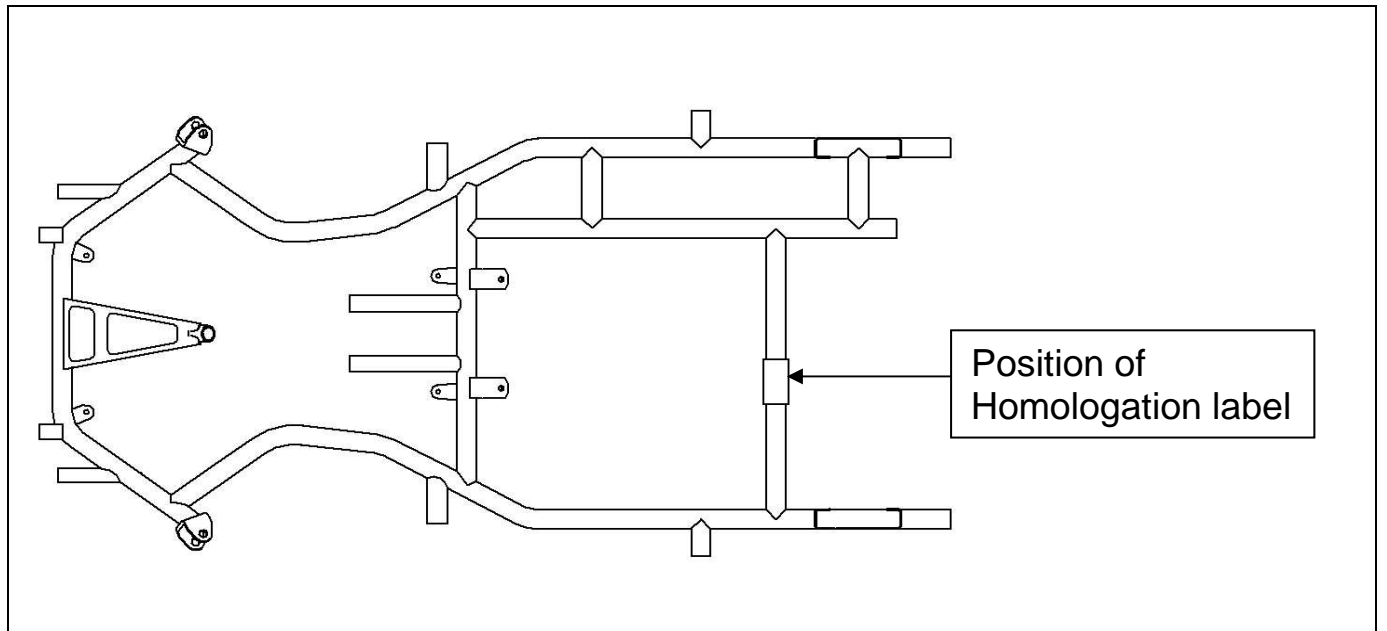
**TABLE 2:**

	Dimension (real)	Mandatory dimensions	Tolerances/remarks
$\alpha$	110°	115°	$\pm 10^\circ$
A	185 mm	180 – 240 mm	Design optional
B	100 mm	100 mm	$\pm 2$ mm Distance of tank struts (parallel)
C	10 mm	15 mm	$\pm 5$ mm Distance to the upper edge of the floor
$D_1 \times s$	20x2 mm	20 x 2 mm	$\pm 0.5$ mm Diameter and thickness of tank struts
$D_2$	8 mm	8 or 10 mm	$\pm 0.1$ mm Diameter of column bearing pin (Uniball)

## HOMOLOGATION NUMBER MARKING



*Photograph of Homologation Number marking*



*Photograph / drawing of position of Homologation Number marking*