

The notices required under the Motorsport UK regulations must be used and clearly displayed. Additionally, it is important to ensure that pre-event information is used around stage locations to inform visitors that the area will be closed on the day. These notices or signs can be placed in shops, public houses, local council notice boards (with permission) as well as many other locations at or near the stage. (75)

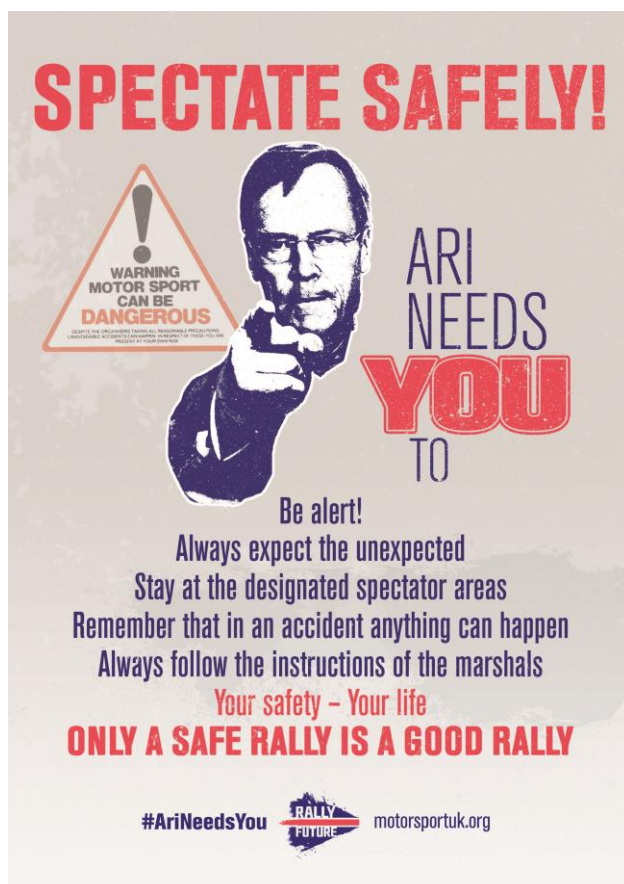
Motorsport UK Yearbook R26.10 states: Means of access onto the stage should be closed by barriers and signs sufficient to prevent any non-competing vehicle gaining access. Warning notices as detailed in D.31.1 should be displayed. It should also be impossible for anyone on foot to get on to any stage through normal access roads or tracks without: (76)

- a. **26.10.1.** Being aware of it;
- b. **26.10.2.** Having been seen by an Official;
- c. **26.10.3.** Having seen a warning notice;
- d. **26.10.4.** Having seen the Safety Code.

Public Rights of Way must be clearly taped and have the appropriate Motorsport UK signs. Marshals must be located at or near these locations to provide guidance and support should a member of the public attempt to access or cross the stage.

Motorsport UK Notices

The Spectator Safety Code



Warning Notice A

At any entrance to an event or part of an event on private ground (D31.1)



Warning Notice B

In any area of particular danger on a special stage (D31.5)



Warning Notice C

At any means of spectator or vehicular access to a rally special stage (D31.4) *This can replace Warning Notice A if more appropriate.*







Warning Notice D

To be used to define limits of spectator access



What do these notices mean for the media?

	Designated Spectator Areas Notice A	Prohibited Area Notice B	General Open Access Notice C	Restricted Access Notice D
				
Officials		NO		
Level 2 Media		NO		
Level 1 Media		NO		NO
Spectators		NO		NO

NO access to Media	<i>Potential access event specific permission</i>
--------------------	---

Motorsport UK Posters

Motorsport UK has produced a range of educational safety posters for spectators. These posters are available on the Motorsport UK website (RallyFuture section) for you to use as you wish. The following suggestions may help you when considering how to make best use of the resources.

- Scrolling images on your club and/or event website
- In your event programme
- On Landowner notice boards and/or websites
- Car Park Entrances – please make sure they are big enough and high enough to be read as people are walking by (suggest A2 as a minimum size and at least 1/5 metres high)
- Within Spectator Areas (facing the spectators of course)
- As part of your promotional material pre-event
- Shared with competitors electronically along with a request for them to re-share with their club, teams and friends
- Shared on Social Media through
 - Twitter accounts – ask club members to re-tweet near to the event
 - Through the club members Facebook friends
 - Through the club and/or events Facebook Page – ask members again to re-share
 - Instagram

There are obviously more ways than those listed here which you might choose. If you think you have any particularly helpful suggestions, please email media@motorsportuk.org

Additionally, for 2017, Motorsport UK have created a poster specifically to deter spectators from bringing their drone to an event.

