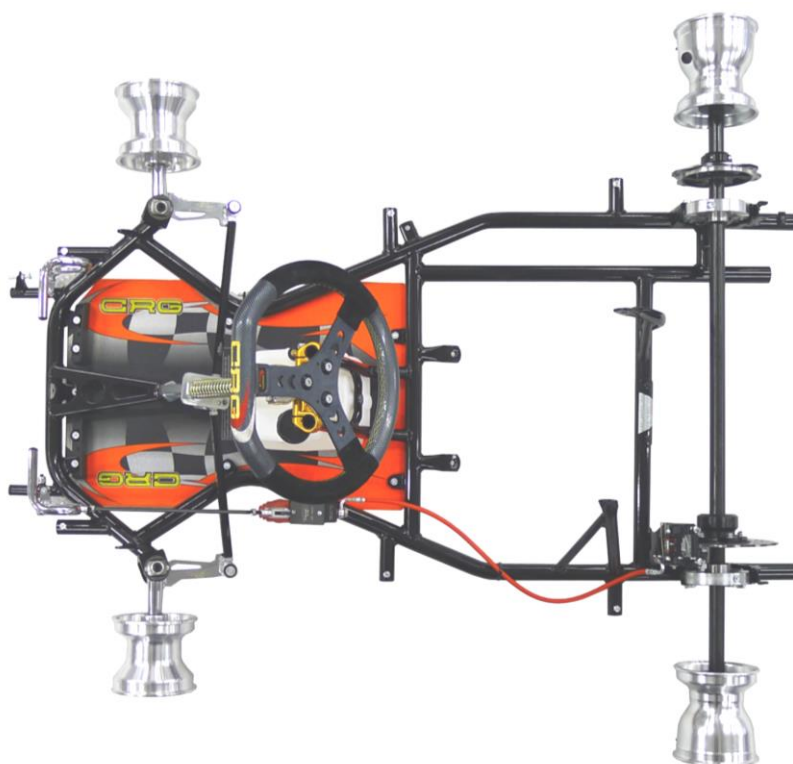


## HOMOLOGATION OF CHASSIS

<i>Manufacturer</i>	C.R.G. S.p.A.
<i>Make</i>	CRG
<i>Model</i>	HERO 900
<i>Category</i>	Formula Cadet
<i>Valid from</i>	01 January 2014
<i>Valid until</i>	31 December 2022
<i>Number of pages</i>	4

*This Homologation Form reproduces descriptions, illustrations and dimensions of the chassis at the moment of the MSA homologation. The Manufacturer may modify them, but only within the limits set by the MSA regulations in force and with the written agreement of the MSA.*



*Photograph of complete chassis less seat and bumpers*

### SIGNATURE AND STAMP OF THE MSA



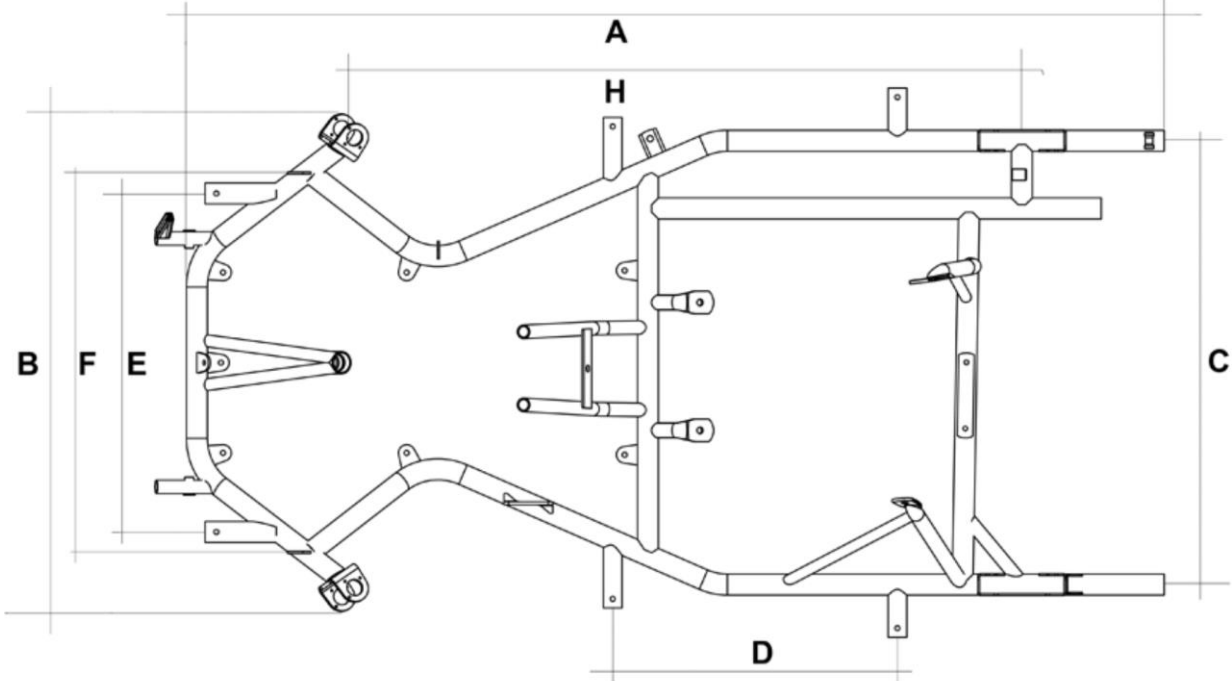

Date: **17 December 2013**

Signed by: **Joe Hickerton**

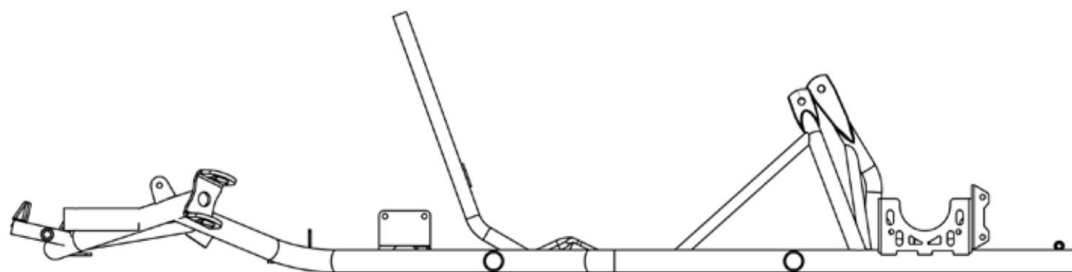
Position: **Technical Administrator**

## TECHNICAL DRAWINGS OF FRAME WITH MAIN DIMENSIONS

Distance from front main tube for bends (+/- 10mm)



*Plan view of chassis frame (with labels referring to Table 1)*



*Side view of chassis frame (with labels referring to Table 1)*

**TABLE 1 – DIMENSIONS OF FRAME**

		<i>Measurement</i>	<i>Tolerance / Remark</i>
<b>A:</b>	Total length (w/out front bumper)	<b>1255 mm</b>	± 10 mm
<b>B:</b>	Outer front width	<b>635 mm</b>	± 10 mm
<b>C:</b>	Rear width *	<b>590 mm</b>	± 5 mm (within limits of 600 ± 25mm)
<b>D:</b>	Rear overhang	<b>160 mm</b>	± 15 mm
<b>E:</b>	Distance between side bumper mounting points *	<b>380 mm</b>	± 5 mm
<b>F:</b>	Distance between front bumper lower mountings *	<b>450 mm</b>	± 5 mm
<b>G:</b>	Distance between front bumper upper mountings	<b>510 mm</b>	± 5 mm (outer)
<b>H:</b>	Number of bends	<b>6</b>	in main tubes
<b>I:</b>	Wheelbase	<b>900 mm</b>	± 5 mm
<b>J:</b>	Number of main tubes	<b>6</b>	with $\varnothing > 21\text{mm}$ (not incl. bumper mountings and seat stays)
<b>K:</b>	Diameter	<b>28 mm</b>	± 0.7 mm
<b>L:</b>	Wall thickness	<b>2.0 mm</b>	± 0.1 mm
<b>M:</b>	Material	<b>Magnetic Steel</b>	mandatory
<b>N:</b>	Number of bearings	<b>2</b>	mandatory

\* Distance between centres of tubes

**TABLE 2 – ADDITIONAL INFORMATION**

		<i>Measurement</i>	<i>Tolerance</i>
<b>A:</b>	Inner waist width	<b>253 mm</b>	± 10 mm
<b>B:</b>	Inside edge of front tube to centreline of rear axle	<b>1085 mm</b>	± 10 mm
<b>C:</b>	Rear edge of rear cross rail mounting point to centreline of axle – engine side	<b>95 mm</b>	± 10 mm
<b>D:</b>	Rear edge of rear cross rail mounting point to centreline of axle – opposite side	<b>97 mm</b>	± 10 mm


**COMPLIMENTARY INFORMATION**

“Mirror image” Honda Cadet variant permitted

## DETAILS OF IDENTITY PLATE



*Photograph of I.D. plate*

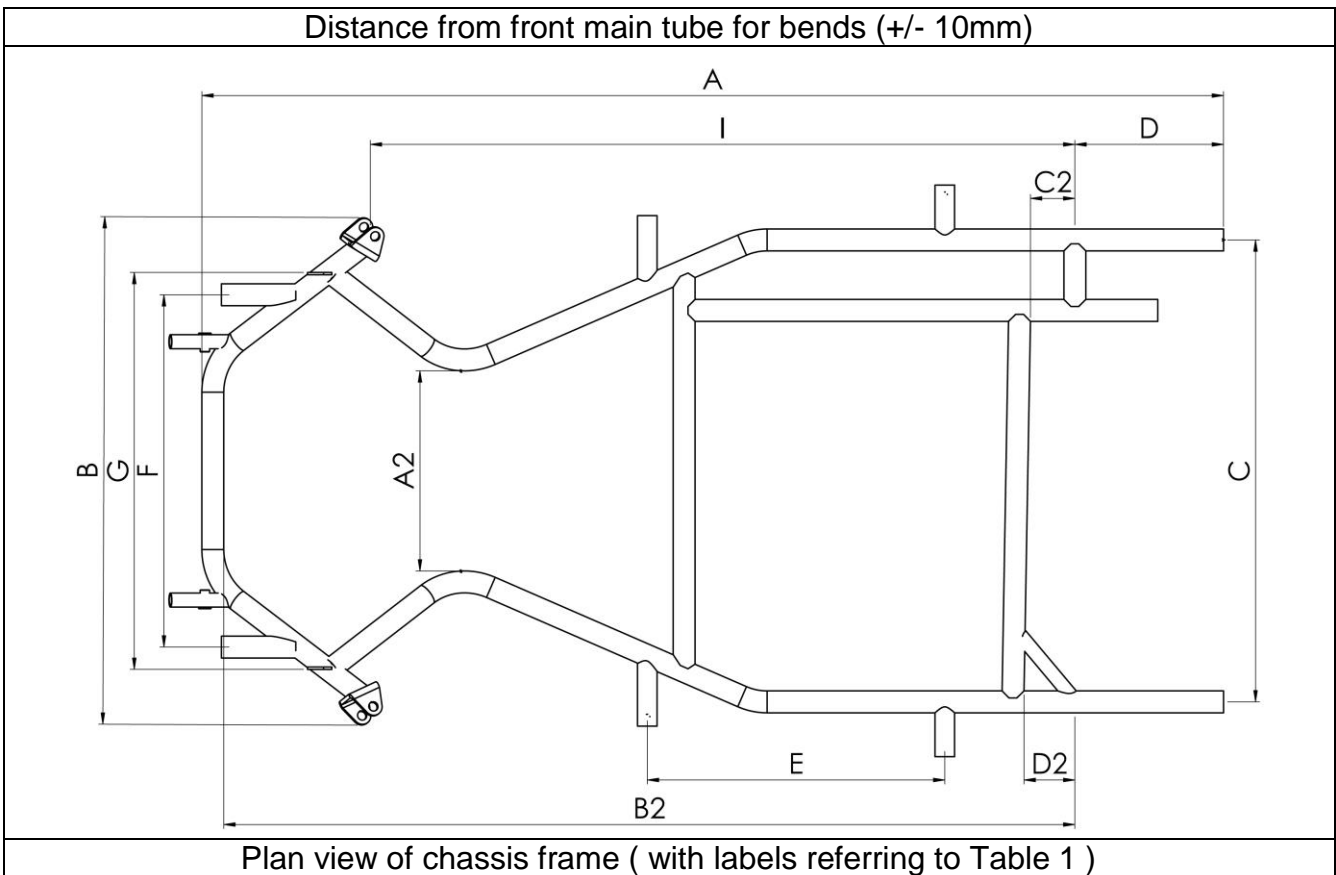


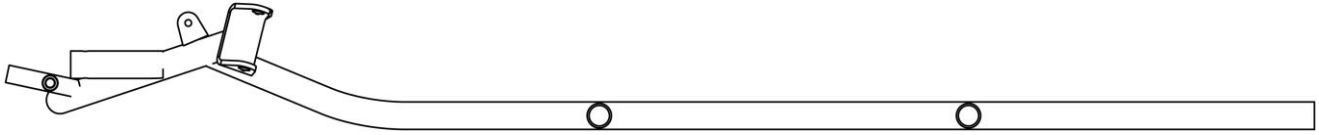
*Photograph / drawing of position of I.D. plate*

## EXTENSION TO CHASSIS HOMOLOGATION -- AMENDMENT --

<i>Manufacturer</i>	C.R.G. S.p.A
<i>Make</i>	CRG
<i>Model</i>	HERO 900
<i>Category</i>	Formula Cadet
<i>Valid from</i>	11 February 2016
<i>Number of pages</i>	2

Reason for amendment: Technical drawing of frame - plan view & side view amended to show correct measurements as detailed below:





Side view of chassis frame ( with labels referring to Table 1 )

**SIGNATURE AND STAMP OF THE MSA**

A handwritten signature in blue ink is written over a grey stamp that reads "MSA". The signature is stylized and appears to be "Joe Hickerton".

Date: **11 February 2016**

Signed by: **Joe Hickerton**

Position: **Technical Administrator**