


## HOMOLOGATION OF CHASSIS

Manufacturer	TECNO
Make	TECNO
Model	SCOUT 95
Category	Formula Super Cadet/Bambini
Valid as from	1 <sup>st</sup> January 2011
Valid until	31 <sup>st</sup> December 2016
Number of pages	5

*Any modification is forbidden, if it is not explicitly allowed by the Technical or Homologation Regulations and/or appended as an approved extension.*

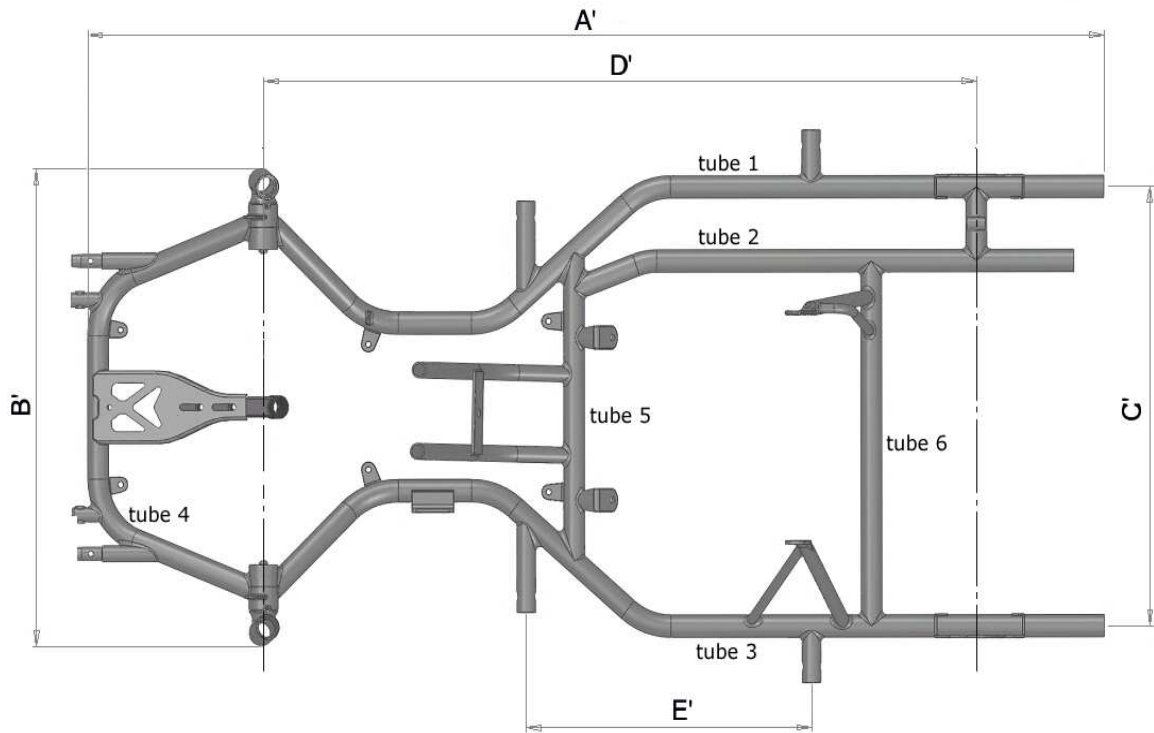


*Photograph of the chassis less seat, brakes, tyres, bumpers and bodywork*


### SIGNATURE AND STAMP OF THE DMSB/MSA

	<p>Date: <b>15 November 2010</b></p> <p>Signed by: <b>Michael Günther / John Ryan</b></p> <p>Position: <b>DMSB/MSA Technical Executive</b></p>
--	--

### TECHNICAL DRAWINGS OF FRAME WITH MAIN DIMENSIONS



*Top view in scale 1:10 with labels of table 1 (frame with all brackets and supports)*



*Side view in scale 1:10 with labels of table 1 (frame with all brackets and supports)*

**TABLE 1: DIMENSIONS OF FRAME AND REAR AXLE**

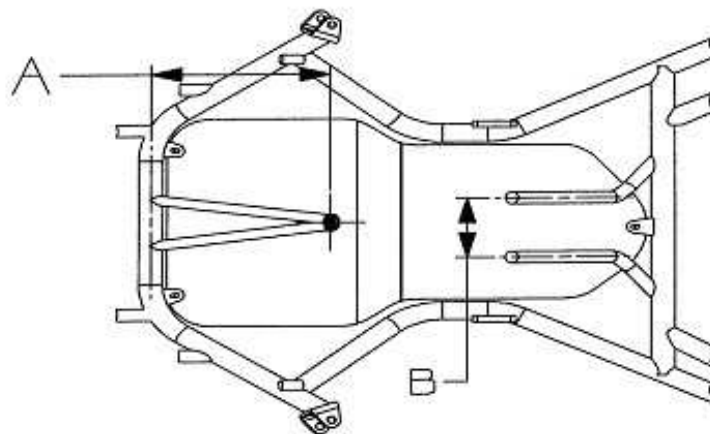
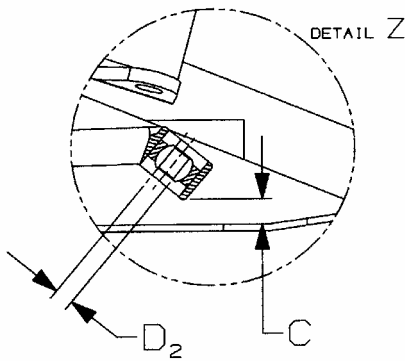
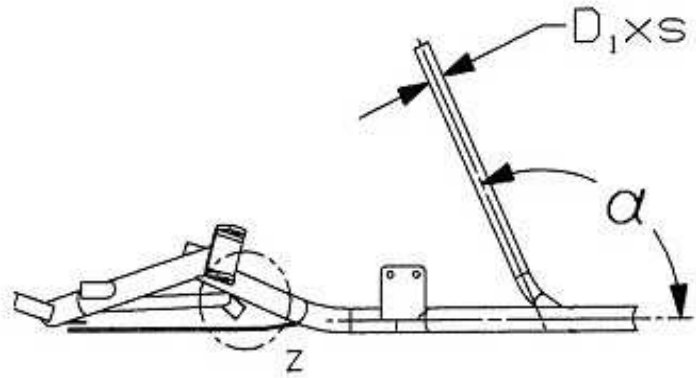
Label		<i>Measurement</i>	<i>Tolerance/Remarks</i>
<b>A'</b>	Total length (w/o. front bumper)	<b>1345 mm</b>	+/- 10 mm
<b>B'</b>	Width at front axle*	<b>587 mm</b>	+/- 5 mm
<b>C'</b>	Width at rear axle	<b>582 mm</b>	+/- 5 mm (centre to centre) mandatory: 600 +/- 25 mm acc. HR
<b>D'</b>	Wheelbase (mandatory)	<b>950 mm</b>	+/- 5 mm
<b>E'</b>	Distance of supports for side bodywork	<b>380 mm</b>	+/- 5 mm mandatory acc. drawing 18a of HR
<i>* measured from the outermost point of the front axle</i>			
<b>Tube data</b>			
	Number of bends	<b>8 + 1</b>	max. 8
	Number of tubes	<b>6</b>	Mandatory
	Diameter	<b>28 mm</b>	+/- 0.5 mm
	Wall thickness	<b>2.0 mm</b>	+/- 0.1 mm
	Material	<b>Magnetic steel</b>	Mandatory
	Number of bearings	<b>2</b>	Mandatory
<b>Rear axle data</b>			
	Material	<b>Magnetic steel</b>	Mandatory
	Diameter	<b>max. 30 mm</b>	Mandatory
	Wall thickness	<b>min. 4.9 mm</b>	Mandatory
	Length	<b>960 mm</b>	+/- 10 mm
	Weight	<b>2,900 g</b>	+/- 100 g

All pre-defined data including possible tolerances must be respected.

### COMPLIMENTARY INFORMATION

*Mounting sockets on lower front bumper are designed to accept fitment of CIK crash-tested and homologated 'Mini Kart' bodywork (see CIK Technical Regulations).  
Note: Distance of this mounted sockets: 360 mm (centre to centre).*

**STEERING COLUMN ADAPTION (mandatory)**



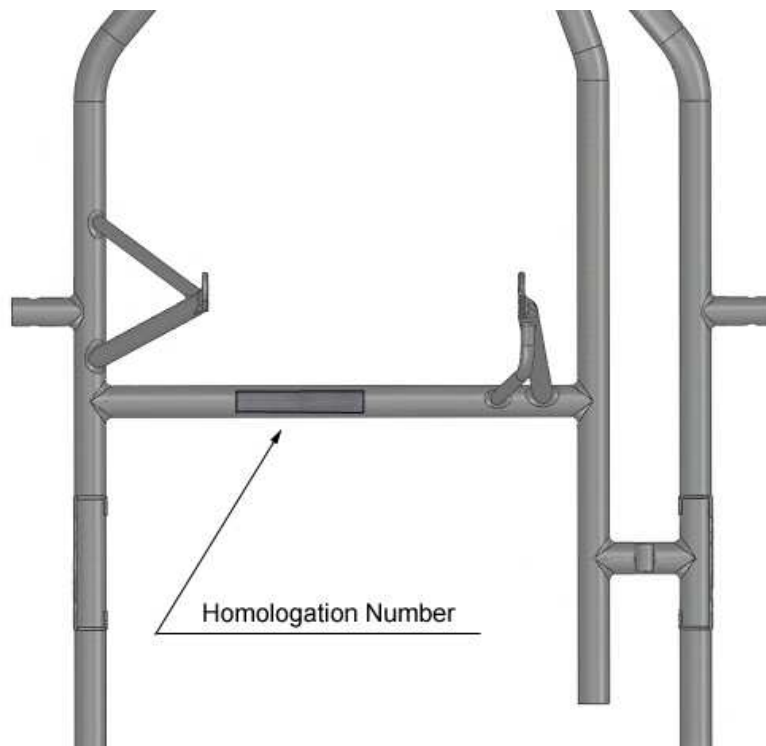
**TABLE 2:**

	Dimension (real)	Mandatory dimensions	Tolerances/remarks
$\alpha$	110°	115°	± 10°
A	215 – 240 mm	180 – 240 mm	Design optional
B	100 mm	100 mm	± 2 mm Distance of tank struts (parallel)
C	20 mm	15 mm	± 5 mm Distance to the upper edge of the floor
$D_1 \times s$	20 mm	20 x 2 mm	± 0.5 mm Diameter and thickness of tank struts
$D_2$	8 mm	8 or 10 mm	± 0.1 mm Diameter of column bearing pin (Uniball)

## HOMOLOGATION NUMBER MARKING



*Photograph of Homologation Number marking*



*Photograph / drawing of position of Homologation Number marking*