



Annex N - Notices and Posters

The notices required under Motorsport UK regulations must be used and clearly displayed. Additionally, it is important to ensure that pre-event information is used around stage locations to inform visitors that the area will be closed on the day. These notices or signs can be placed in shops, public houses, local council notice boards (with permission) as well as many other locations at or near the stage. (75)

The Motorsport UK Yearbook R26.10 states: Means of access onto the stage should be closed by barriers and signs sufficient to prevent any non-competing vehicle gaining access. Warning notices as detailed in D.31.1 should be displayed. It should also be impossible for anyone on foot to get on to any stage through normal access roads or tracks without: (76)

- a. **26.10.1.** Being aware of it;
- b. **26.10.2.** Having been seen by an Official;
- c. **26.10.3.** Having seen a warning notice;
- d. **26.10.4.** Having seen the Safety Code.

Public Rights of Way must be clearly taped and have the appropriate MOTORSPORT UK signs. Marshals must be located at or near these locations to provide guidance and support should a member of the public attempt to access or cross the stage.

Tape

There are various grades of tape, consider choosing the most appropriate for the job it's intended for. For example 30/40 micron tape may be ideal for taping gates shut or being stretched across a closed gate. It may not be ideal for box junctions or longer runs though as it has a tendency to stretch and "flap" in the wind. It is also very difficult to reuse (you can get biodegradable versions though). Tape of 50/80 microns thick is generally stronger, more suitable for spectator areas, box junctions and longer runs and does offer the chance to be reused. Bio-degradable is often available for a similar price.

MOTORSPORT UK Notices


The Spectator Safety Code

SPECTATE SAFELY!

WARNING
MOTOR SPORT
CAN BE
DANGEROUS

ARI
NEEDS
YOU
TO

Be alert!
Always expect the unexpected
Stay at the designated spectator areas
Remember that in an accident anything can happen
Always follow the instructions of the marshals
Your safety - Your life
ONLY A SAFE RALLY IS A GOOD RALLY


#AriNeedsYou  msauk.org/rallyfuture

SPECTATE SAFELY!

WARNING
MOTOR SPORT
CAN BE
DANGEROUS

ARI
NEEDS
YOU
TO

Be alert!
Always expect the unexpected
Stay at the designated and safe spectator areas
In an accident anything can happen
Always follow the instructions of the marshals
Your safety - Your life
ONLY A SAFE RALLY IS A GOOD RALLY

#AriNeedsYou  msauk.org/rallyfuture

Warning Notice A

At any entrance to an event or part of an event on private ground (D31.1)



Warning Notice B

In any area of particular danger on a special stage (D31.5)



Warning Notice C

At any means of spectator or vehicular access to a rally special stage (D31.4) This can replace Warning Notice A if more appropriate.







Warning Notice D

To be used to define limits of spectator access



What do these notices mean for the **media**?

	Designated Spectator Areas Notice A	Prohibited Area Notice B	General Open Access Notice C	Restricted Access Notice D
				
Officials		NO		
Level 2 Media		NO		
Level 1 Media		NO		NO
Spectators		NO		NO

NO access to Media	<i>Potential access event specific permission</i>
---------------------------	---

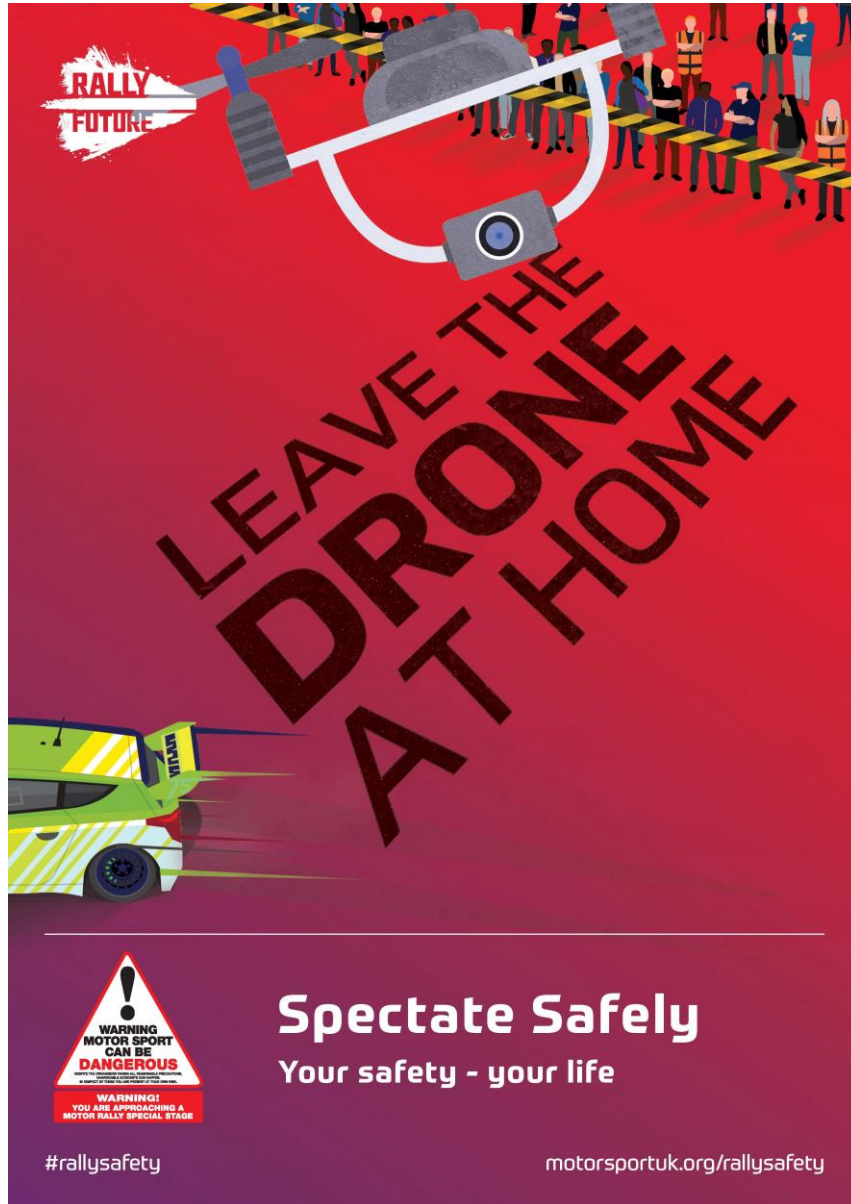
Motorsport UK Posters

Motorsport UK has produced a range of educational safety posters for spectators. These posters are available on the Motorsport UK website (RallyFuture section) for you to use as you wish. The following suggestions may help you when considering how to make best use of the resources.

- Scrolling images on your club and/or event website
- In your event programme
- On Landowner notice boards and/or websites
- Car Park Entrances – please make sure they are big enough and high enough to be read as people are walking by (suggest A2 as a minimum size and at least 1/5 metres high)
- Within Spectator Areas (facing the spectators of course)
- As part of your promotional material pre-event
- Shared with competitors electronically along with a request for them to re-share with their club, teams and friends
- Shared on Social Media through
 - Twitter accounts – ask club members to re-tweet near to the event
 - Through the club members Facebook friends
 - Through the club and/or events Facebook Page – ask members again to re-share
- Instagram

There are obviously more ways than those listed here which you might choose. If you think you have any particularly helpful suggestions, please email media@motorsportuk.org

Additionally, Motorsport UK have created a poster specifically to deter spectators from bringing their drone to an event.



Motorsport UK Safety Messages

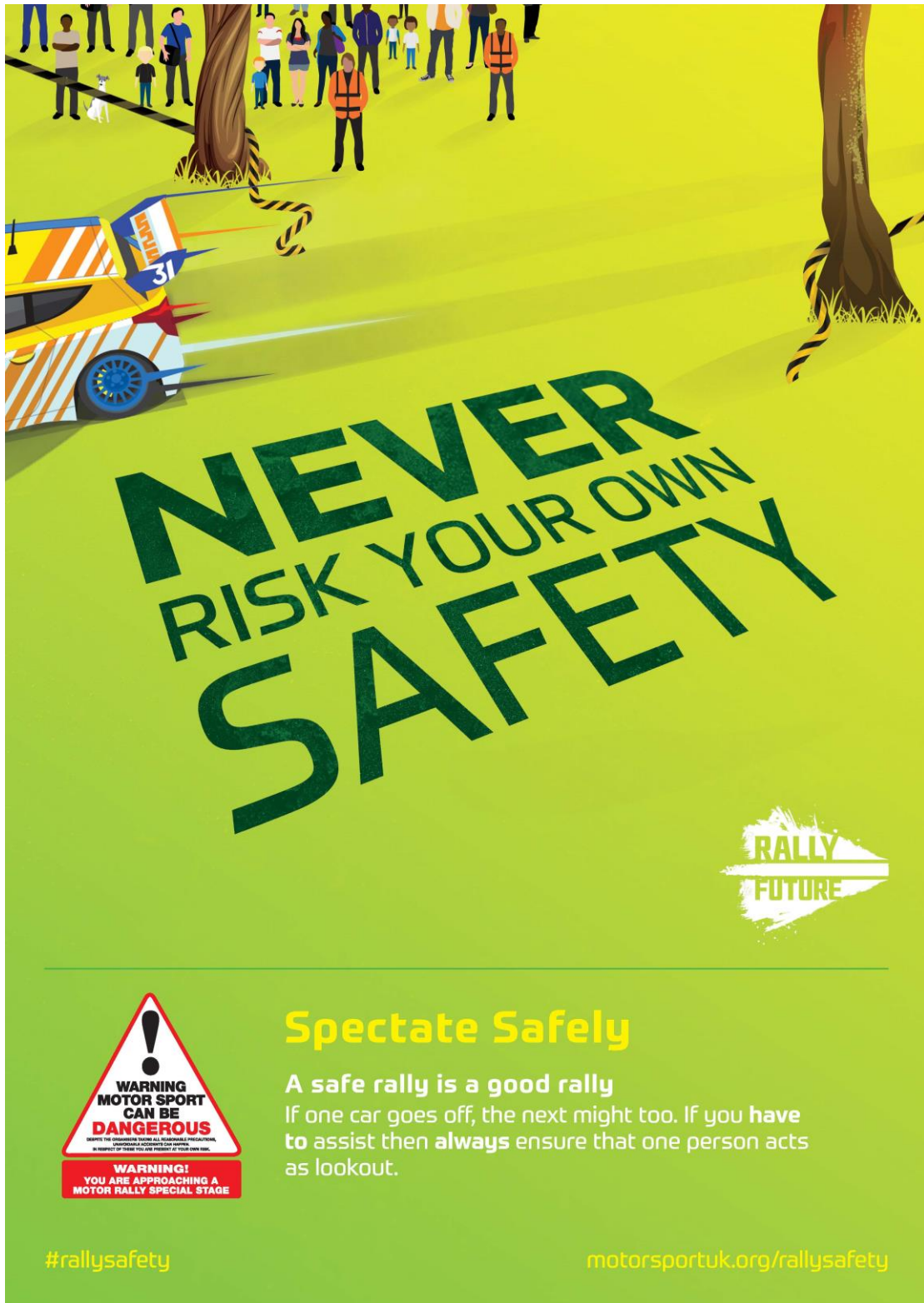
Motorsport UK has created the following messages for you to use in your social media feeds and websites. These are colour heavy and **not** intended to be printed as posters. These messages are available on [RallyFuture - Motorsport UK](#)

A safety poster with a yellow background. At the top, a crowd of spectators is gathered behind a black and yellow caution tape. A rally car is shown from a side profile, driving on a track. The text 'RESPECT THE MARSHALS' is written in large, white, 3D-style letters across the center. In the top left corner is the 'RALLY FUTURE' logo. At the bottom left is a warning sign: 'WARNING! MOTOR SPORT CAN BE DANGEROUS! YOU ARE INVOLVED IN A MOTOR RACE! PROTECT YOURSELF!'. Below the sign is the text 'Spectate Safely Your safety - your life'. At the bottom are the social media handles '#rallysafety' and the website 'motorsportuk.org/rallysafety'.

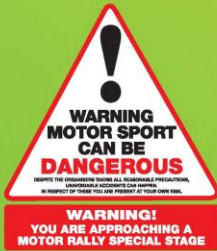
A safety poster with a red background. At the top, a crowd of spectators is gathered behind a black and yellow caution tape. A rally car is shown from a side profile, driving on a track. The text 'DON'T WALK ON THE STAGE' is written in large, white, 3D-style letters across the center. In the top left corner is the 'RALLY FUTURE' logo. At the bottom left is a warning sign: 'WARNING! MOTOR SPORT CAN BE DANGEROUS! YOU ARE INVOLVED IN A MOTOR RACE! PROTECT YOURSELF!'. Below the sign is the text 'Spectate Safely Your safety - your life Don't sit when watching or waiting. Respect the tape and signage. Keep children and pets under control.' At the bottom are the social media handles '#rallysafety' and the website 'motorsportuk.org/rallysafety'.

A safety poster with a blue background. At the top, a crowd of spectators is gathered behind a black and yellow caution tape. A rally car is shown from a side profile, driving on a track. The text 'STAND WELL BACK' is written in large, white, 3D-style letters across the center. In the top right corner is the 'RALLY FUTURE' logo. At the bottom left is a warning sign: 'WARNING! MOTOR SPORT CAN BE DANGEROUS! YOU ARE INVOLVED IN A MOTOR RACE! PROTECT YOURSELF!'. Below the sign is the text 'Spectate Safely Your safety - your life Stay behind the tree line. Stand back on a bank. Never below the track level.' At the bottom are the social media handles '#rallysafety' and the website 'motorsportuk.org/rallysafety'.

A safety poster with a white background. At the top, a crowd of spectators is gathered behind a black and yellow caution tape. A rally car is shown from a side profile, driving on a track. The text 'EXPECT THE UNEXPECTED' is written in large, blue, 3D-style letters across the center. In the top left corner is the 'RALLY FUTURE' logo. At the bottom left is a warning sign: 'WARNING! MOTOR SPORT CAN BE DANGEROUS! YOU ARE INVOLVED IN A MOTOR RACE! PROTECT YOURSELF!'. Below the sign is the text 'Spectate Safely Your safety - your life Stay at the designated spectator areas. Remember that in an accident anything can happen. Always follow the instructions of the marshals.' At the bottom are the social media handles '#rallysafety' and the website 'motorsportuk.org/rallysafety'.



**NEVER
RISK YOUR OWN
SAFETY**



Spectate Safely

A safe rally is a good rally

If one car goes off, the next might too. If you **have** to assist then **always** ensure that one person acts as lookout.

#rallysafety

motorsportuk.org/rallysafety