





## 9. Important additional information

## Safety indicators high-voltage system

Safety indicators	Description	Status
	<b>Green lamps:</b> High-voltage system is safe and works as expected	<b>VEHICLE IS SAFE</b> Special safety precautions are not necessary
	<b>Orange lamps:</b> Accelerator pedal is activated, vehicle ready to drive off	<b>VEHICLE IS READY TO DRIVE</b> Vehicle ready to depart or travelling at less than 6 km/h
	<b>Lamps off:</b> 1. Vehicle is driving or 2. Vehicle switched off (e.g., parked) or 3. Problem with safety displays	<b>VEHICLE DRIVES</b> Vehicle travelling at more than 6 km/h  <b>VEHICLE OFF</b> Accelerator pedal / high-voltage system is deactivated, vehicle not ready to drive  <b>POSSIBLE HIGH VOLTAGE SYSTEM FAULT</b> Special safety measures necessary
	<b>Red lamps flashing+ acoustic signal:</b> Electrical resistance deviates from target specification	<b>HIGH VOLTAGE-SYSTEM ERROR</b> Special safety measures necessary

## Safety measures in the event of a system failure

If the safety indicators had indicated a possible emergency, the vehicle must be disabled and parked in a safe area:

≥ 5 m clearance

≥ 2,5 m clearance with fire protection blanket